



FTG Working Paper Series

Optimal Short-Termism*

by

Dirk Hackbarth
Alejandro Rivera
Tak-Yuen Wong
Alejandro Rivera
Tak-Yuen Wong

Working Paper No. 00020-00

Finance Theory Group

www.financetheory.com

*FTG working papers are circulated for the purpose of stimulating discussions and generating comments. They have not been peer-reviewed by the Finance Theory Group, its members, or its board. Any comments about these papers should be sent directly to the author(s).

Optimal Short-Termism*

Dirk Hackbarth[†]

Alejandro Rivera[‡]

Tak-Yuen Wong[§]

January 12, 2018

Abstract

This paper studies incentives in a dynamic contracting framework of a levered firm. In particular, the manager selects long-term and short-term efforts, while shareholders choose initially optimal leverage and ex-post optimal default policies. There are three results. First, shareholders trade off the benefits of short-termism (current cash flows) against the benefits of higher growth from long-term effort (future cash flows), but because shareholders only split the latter with bondholders, they find short-termism ex-post optimal. Second, bright (grim) growth prospects imply lower (higher) optimal levels of short-termism. Third, the endogenous default threshold rises with the substitutability of tasks and, for a positive correlation of shocks, the endogenous default threshold is hump-shaped in the volatility of permanent shocks, but increases monotonically with the volatility of transitory shocks. Finally, we quantify agency costs of short-term and long-term effort, cost of short-termism, effects of investor time horizons, credit spreads, and risk-shifting.

JEL Classification Numbers: D86, G13, G32, G33, J33.

Keywords: Capital structure, Contracting, Multi-tasking.

*We are grateful to Dominic Barton, Gilles Chemla, Alex Edmans, Zhiguo He, Ron Kaniel, Leonid Kogan, Robert Marquez, Erwan Morellec, Stephen Terry, Valery Polkovnichenko, Antoinette Schoar, Sarah Williamson, Jinqiang Yang, seminar participants at the 2017 Asian Meeting of Econometric Society (Hong Kong), Paris-Dauphine, SUFE, and members of the the McKinsey Global Institute and FCLT for helpful comments.

[†]Questrom School of Business, Boston University. Email: dirkhackbarth@gmail.com.

[‡]Naveen Jindal School of Management, University of Texas at Dallas. Email: alejorivera1@gmail.com

[§]The School of Finance, Shanghai University of Finance and Economics. Email: etywong110@gmail.com.

“The jury is still out on corporate short-termism.” — Lawrence Summers

Financial Times, February 9, 2017

1 Introduction

Corporate short-termism has often been criticized because it could harm long-term performance.¹ That is, managers arguably take actions that are favorable for them in the short-term at the expense of shareholders’ interest in increasing stock prices. Are corporate managers myopic when they do not invest sufficiently for the long term and hence short-termism is sub-optimal for shareholders? Or rather, can the behavior of managers be a result of equity value-maximization that crucially depends on firm characteristics, such as debt-equity ratio and growth prospects?

In this paper, we study optimal contracting between the agent (manager) and shareholders in a dynamic framework of a company funded with equity and risky debt. Shareholders choose optimal debt and default policies (Leland, 1994). In addition, shareholders design incentives based upon which the manager selects long-term effort (growth) and short-term effort (profit) in a multi-tasking environment (Holstrom and Milgrom, 1991). Following He (2011), capital structure, contracting, and provision of efforts are jointly optimized in our setting.

On the one hand, recoveries in bankruptcy transfer cash flows from equity to debt, so shareholders do not internalize all benefits from long-term effort (underinvestment). On the other hand, shareholders receive all benefits from short-term effort immediately, because it generates higher contemporaneous cash flows that are not transferred to debt in bankruptcy. More specifically, debt has two implications in our model. First, it decreases long-term effort (i.e., increases underinvestment; Myers, 1977). Second, it does not reduce the gains from short-term effort. However, because it decreases long-term effort, the manager has more resources for exerting short-term effort. If the marginal benefit of short-term effort exceeds its marginal cost, it is optimal for shareholders to induce short-term effort through an optimal contract.² In equilibrium, shareholders trade off benefits of short-termism (current cash flows) against benefits of higher growth from long-term effort (future cash flows). In essence, there is an optimal level of short-termism for shareholders, because short-term effort reduces default risk.

We model two stochastic processes: the firm’s size and its profitability. The firm’s cash flows are

¹See McKinsey & Co.’s short-termism study or surveys by Poterba and Summers (1995) and Graham et al. (2005).

²This is similar to Morellec (2001), in which asset liquidity produces a commitment problem for shareholders.

given by the product of these two processes. Shocks to firm size have a persistent effect on the firm's future cash flows (permanent shocks), while shocks to the firm profitability only have a contemporaneous effect on cash flows (transitory shocks). In our multi-tasking framework, managerial effort can be allocated towards increasing the baseline growth rate of the firm (long-term effort) or increasing the baseline profitability of the firm (short-term effort). The timing is as follows: the initial owners of the firm issue infinite maturity debt. Optimal leverage trades off the tax advantage of debt with the costs of bankruptcy. Once debt is in place, shareholders design an incentive-compatible contract to implement the effort and default policies that maximize equity value. Because effort is not observable, incentive compatibility requires exposing the manager to the permanent and transitory shocks. Upon default, bondholders collect the firm assets net of costs of bankruptcy.

While the paper's main result is that short-termism can be optimal for shareholders, it is also the first to highlight an asymmetric interaction between underinvestment and short-termism. When the levered firm moves towards financial distress, the underinvestment problem increases and hence it becomes increasingly desirable for shareholders to implement higher levels of short-term effort. Less long-term effort reduces the risk of investment benefits being largely reaped by bondholders and also make it cheaper for shareholders to incentivize more short-term effort (short-termism). Such higher levels of short-termism are optimal for shareholders, but detrimental to bondholders. Therefore, short-termism is another dimension of the agency cost of debt. Propositions 1 and 2 formalize that short-termism is an indirect — in addition to underinvestment as a direct — agency cost of debt, and show, perhaps surprisingly, that if shareholders commit to not underinvest, then this is also a commitment to no short-termism, but the converse is not true.

There are a number of additional results. First, our model highlights potential endogeneity concerns in certain empirical specifications.³ We find that firms with bright growth prospects optimally choose to focus on long-term growth, while firms with grim growth prospects optimally focus on the short-term. Hence, in equilibrium one would observe that high growth firms are those that invest in the long-term. This does not mean that low growth firms should mimic the long-term approach of their high growth counterparts, because it would be value destroying for low growth firms to implement higher levels of long-term effort.⁴

³See Summers (2017) for an analogy of golfers with long swings, such as Phil Mickelson, who hit the ball farther and more accurately than amateur golfers with short swings. An index of swing length would be correlated with most measures of golf performance. However, this does not mean that amateur golfers should lengthen their swings. Mimicking the long swing of professional golfers like Phil Mickelson would be detrimental for most amateur golfers' performance.

⁴Indeed, Kaplan (2017) finds that there is little long-term evidence in favor of the so-called short-termism critique.

Second, the continuous-time, dynamic framework also permits analytic comparative statics, which reveal the effect of parameters on equity value and default boundary. To begin, note that because default is equity value-maximizing, a higher equity value implies a lower default boundary and vice versa. For example, higher costs of short-term or long-term efforts lower equity value and hence raise the default threshold. Higher baseline profitability or higher baseline growth increase equity value and hence decrease the default threshold. Moreover, the default threshold is an inverted U-shaped in the volatility of the permanent shocks. To see this, consider an increase in the volatility of the permanent shocks. On the one hand, the information filtering effect accelerates default time. With a higher volatility, the firm size is a more noisy signal about the agent's long-term action. By the informativeness principle, the shareholders reduce the long-term incentives, because they are costlier (incentive cost effect). This results in lower cash flow growth rate and hence a higher default threshold. On the other hand, a more volatile permanent shock makes the option to default (or wait) more valuable (real option effect). In sum, for low values of permanent shock volatility, the incentive cost effect dominates, while for high values the real option effect dominates. In contrast, the default threshold rises with the volatility of the transitory shocks because of the incentive cost effect. As profitability becomes a noisier signal about short-term effort, shareholders diminish short-term incentives. If the firm is in financial distress, shareholders absorb more losses and endogenously default sooner. Therefore, equity value decreases in the volatility of the transitory shocks. Finally, a higher correlation of transitory and permanent shocks increases the risk borne by the manager, which increases compensation costs. However, a higher correlation does not affect the option to default. Therefore, correlation unambiguously reduces equity value.⁵

Third, we adopt a baseline calibration and quantify the agency cost of debt, which we decompose into underinvestment and excessive short-termism. We compute equity and debt values if shareholders can commit to unlevered effort policies, and compare them to values with levered effort policies. The reduction in total firm value due to debt overhang is about one percent, where up to one half of this reduction is due to excessive short-termism. However, contrary to standard intuition, managerial short-termism is not detrimental to equity value, but is in fact desirable. Short-termism is an indirect cost of debt overhang, and hence there are two related commitment problems, one for underinvestment and one for short-termism, which bondholders have to recognize at the outset.⁶

⁵In a dynamic liquidity management model, Décamps et al. (2017) find correlation decreases default risk, because their state variable, scaled cash holdings, drifts away faster from the default boundary when the correlation is higher.

⁶He (2011) assumes implicitly commitment to no short-termism and hence obtains higher ex-ante firm values.

Fourth, we extend the model to the case in which a subset of shareholders with a shorter time horizon (higher discount rate) takes control of the firm. Impatient shareholders will find it optimal to implement higher short-term effort and lower long-term effort, which in turn will reduce equity value for the patient, regular shareholders, and bondholders, who both employ the baseline discount rate. In our baseline calibration, a one percentage point increase in the discount rate of impatient shareholders leads approximately to a reduction of one percent in equity value, five percent of debt value, and two and a half percent of total firm value. Thus, our model predicts that a transfer of control to investors with shorter time horizons induces a sizable reduction in debt, equity, and firm values, which is consistent with the conventional critique of short-termism (e.g., Stein, 1989).⁷

Fifth, our model reveals opposite effects for increases in the volatility of permanent shocks (growth shocks) versus and increases in the volatility of transitory shocks (profit shocks). In particular, higher volatility of permanent shocks increases the value of the shareholders' option to default, thereby increasing equity value at the expense of bondholders. However, higher volatility of transitory shocks is value reducing for both shareholders and bondholders, since higher volatility increases the cost of providing managerial incentives. Thus, our model predicts that shareholders have an incentive to risk-shift with regards to permanent shocks but not to transitory shocks.

Our paper relates to the literature on financial markets and managerial myopia. Early works by Stein (1988, 1989), Shleifer and Vishny (1990), and Von Thadden (1995) argue that short-termism arises when a manager faces takeover threats or arbitrageurs with short-horizon; and also when a firm is financed by short-term debts. Holmstrom and Tirole (1993) show that the liquidity of the stock market affects the efficiency of equity-based compensation in disciplining managerial myopia. Froot, Perold, and Stein (1992) discuss a potential link between the short-term horizon of shareholders and short-term managerial behavior. Compared to these works, our full-fledged dynamic framework allows us to quantify the impact of short-termism on firm valuations and decisions.

More recently, Bolton et al. (2006) argue that overly optimistic investors choose an equity-based compensation that weights the short-run stock performance more heavily, thus inducing myopia. Edmans et al. (2012) and Marinovic and Varas (2017) show that equity vesting implements the manipulation-minimizing optimal dynamic contract. Zhu (2017) shows that a contract tracking the number of consecutive high outputs mitigates myopic agency. While these works focus on short-

However, ex-post equity values are higher in our setting, because short-termism enhances equity value.

⁷To the extent that activist investors, hedge funds, and vulture funds have a shorter time horizon, they may not necessarily add value, but of course they also influence incentives of managers in other ways.

term actions that are value-destroying (e.g., earnings manipulation), our paper focuses on the case in which short-term effort can be value-enhancing (e.g., cost cutting, streamlining). Thus, we do not seek for contracts that induce no short-termism. Instead, we characterize the optimal amount of short-termism, leverage, and default in a joint optimization problem.⁸

Our paper also builds on recent research in dynamic corporate finance. Gorbenko and Strebulaev (2010) study the effect of temporary Poisson shocks in the Leland framework. Décamps et al. (2016) and Byun et al. (2017) study permanent and transitory shocks in an equity financed firm with liquidity concerns. In contrast, we assume costless external financing and focus on the moral hazard dimensions of persistent and transitory shocks. These allow us to capture the endogenous variations in the distribution of returns of the long-term and short-term and relate them to the debt overhang problem. In a contemporaneous paper, Gryglewicz et al. (2017) study short- and long-term efforts a dynamic agency model of an all-equity financed firm, which rationalizes asymmetric benchmarking and pay-for-luck observed in the data. Hence our paper’s contribution is complementary to theirs.

Numerous empirical studies examine the determinants and effects of short-termism, especially in accounting. Notably, Edmans et al. (2017a, 2017b) use stock option vesting periods to corroborate the causal link between short-term incentives and value-reducing corporate decisions. Brochet et al. (2015) create an index of short-termism from the language used by executives during conference calls and document that short-term oriented companies have lower accounting performance in the future. Terry (2017) finds short-termism matters at the aggregate level in a quantitative macro model. Our result on optimal short-termism complements one of his specifications in which short-term targets ameliorate empire-building (i.e., overinvestment in R&D) problems.

The paper proceeds as follows. Section 2 describes the model and Section 3 solves it. To study the properties of the solution numerically in Section 5, we further specify the model in Section 4. Section 6 concludes and the Appendices contain mathematical developments.

2 Model Setup

Consider a continuous-time principal-agent model with infinite time horizon. At time 0, the firm (principal) hires a manager (agent) to operate a project, which produces a stream of cash flows subject to both permanent and transitory shocks. The principal is risk neutral and discounts cash

⁸Finally, ongoing work by Han and Sangiorgi (2017) builds an information-based theory of rational short-termism.

flows at rate $r > 0$. Permanent shocks affect the long-term prospects of the project. In particular, denote δ_t as the firm size, and it follows the stochastic process

$$d\delta_t = \mu(a_t, \delta_t)dt + \sigma(\delta_t)dZ_t^P, \quad (1)$$

where $\mu(a_t, \delta_t)$ is the growth rate of firm size, $a_t \geq 0$ is an unobservable long-term effort exerted by the agent, $\sigma(\delta_t) > 0$ is the volatility, and Z_t^P is a standard Brownian motion. The long-term effort increases the growth rate at a decreasing rate, so we assume the partial derivatives are $\mu_a(a, \delta) > 0$ and $\mu_{aa}(a, \delta) \leq 0$. In addition to permanent shocks, cash flows are subject to transitory shocks. The contemporaneous profitability follows the stochastic process

$$dA_t = \alpha(e_t)dt + \sigma_A dZ_t^T, \quad (2)$$

where $\alpha(e_t)$ is the drift rate of the profitability, $e_t \geq 0$ is an unobservable short-term effort exerted by the agent, $\sigma_A > 0$ is the volatility, and Z_t^A is a standard Brownian motion. Here, the short-term effort is productive and increases the drift at a decreasing rate: $\alpha_e(e) > 0$ and $\alpha_{ee}(e) \leq 0$. Over a small time interval $(t, t + dt)$, the project generates cash flows

$$dY_t = \delta_t dA_t = \delta_t (\alpha(e_t)dt + \sigma_A dZ_t^T). \quad (3)$$

Permanent shocks Z_t^P and transitory shocks Z_t^T have a correlation coefficient $\rho \in [-1, 1]$, so that $\mathbb{E}_t [dZ_t^P dZ_t^T] = \rho dt$. The principal can observe the paths of the cash flows $(Y_t)_{t \geq 0}$ and firm size $\delta = (\delta_t)_{t \geq 0}$. This implies that the incremental profitability dA_t is observable to the principal as well.⁹

Our formulation is in fact a multi-tasking agency problem.¹⁰ While the agent's long-term effort a_t directly increases the growth rate of firm size, the short-term action e_t increases the contemporaneous profitability, which only affects the current cash flows. To see this more closely, suppose $\mu(a, \delta) = \mu(a)\delta$ and $\sigma(\delta) = \sigma_\delta \delta$, then δ_t follows a geometric Brownian motion with the drift rate controlled by the agent: $d\delta_t = \delta_t (\mu(a_t)dt + \sigma_\delta dZ_t^P)$. The time- t project value under a fixed effort pair (\bar{a}, \bar{e}) , for example, the first-best effort (see Section 4), is

$$V(\delta_t) = \mathbb{E}_t^{\bar{a}, \bar{e}} \left[\int_t^\infty e^{-r(s-t)} dY_s \right] = \frac{\alpha(\bar{e})\delta_t}{r - \mu(\bar{a})}.$$

From this expression, a positive permanent shock $dZ_t^P > 0$ increases the firm size δ_t and thus the project value. In contrast, a positive profitability shock $dZ_t^A > 0$ has no effect on the project value.

⁹All stochastic processes are defined on a probability space (Ω, \mathcal{F}, P) with the filtration $\mathbb{F} = (\mathcal{F}_t)_{t \geq 0}$ that satisfies the usual conditions. For tractability, we impose more structure on the stochastic processes (1) and (2) in Section 4.

¹⁰See Holmstrom and Milgrom (1991). Wong (2017) uses a multitasking framework to study dynamic incentives for risk-taking. See Rivera (2016) for a related analysis on dynamic risk-shifting problems.

The technology specification admits two important special cases. First, when $\sigma_A = 0$, e_t is perfectly observable and the principal can always implement optimal short-term effort. The cash flow dynamics will be driven solely by the firm size, as in many structural models of corporate finance.¹¹ Second, when $\sigma(\delta_t) = 0$, a_t is perfectly observable and the principal can always implement optimal long-term effort. The profitability will drive the cash flows.¹²

The agent is risk averse and her instantaneous utility takes the form of exponential preferences

$$u(c_t, a_t, e_t) = -\frac{1}{\gamma} e^{-\gamma(c_t - g(a_t, e_t; \delta_t))},$$

where $c_t \in \mathbb{R}$ is the consumption rate and $g(a_t, e_t; \delta_t)$ is the monetary cost of effort. We assume the effort cost is increasing and convex in each task: $g_a(a, e; \delta) > 0$, $g_{aa}(a, e; \delta) \geq 0$, $g_e(a, e; \delta) > 0$, and $g_{ee}(a, e; \delta) \geq 0$. We allow for interdependency of tasks. When $g_{ae}(a, e; \delta) \leq 0$, tasks are complement; and when $g_{ae}(a, e; \delta) \geq 0$, tasks are substitute. Lastly, γ is the coefficient of absolute risk aversion under CARA utility. Given a stream of consumption $(c_t)_{t \geq 0}$, her expected discounted utility is

$$\mathbb{E} \left[\int_0^\infty -\frac{1}{\gamma} e^{-\gamma(c_t - g(a_t, e_t; \delta_t))} e^{-rt} dt \right].$$

In addition, the agent has access to a private saving account, in which she can borrow and save at the interest rate r . We denote S_t as the account balance at time t , and for simplicity, we assume that the agent has no initial saving $S_0 = 0$.

2.1 The Contracting Problem

At time 0, the principal designs a contract to maximize her expected discounted profits. Both principal and agent can fully commit to the contract, $\Gamma = \langle c, a, e \rangle$, which specifies the agent's wage process $(c_t)_{t \geq 0}$, and the recommended effort pair $(a_t, e_t)_{t \geq 0}$; all processes are adapted to the filtration generated by $(\delta_t, A_t)_{t \geq 0}$. Given a contract Γ , the agent solves the following problem

$$\begin{aligned} W_0(\delta_0, \Gamma) = \max_{(\hat{c}_t, \hat{a}_t, \hat{e}_t)_{t \geq 0}} \mathbb{E}^{\hat{a}, \hat{e}} \left[\int_0^\infty -\frac{1}{\gamma} e^{-\gamma(\hat{c}_t - g(\hat{a}_t, \hat{e}_t; \delta_t))} e^{-rt} dt \right] \\ \text{s.t. } dS_t = rS_t dt + c_t dt - \hat{c}_t dt, \quad S_0 = 0, \quad S_t \geq 0, \end{aligned} \quad (4)$$

and also subject to (1) to (3). In (4), $W_0(\delta_0, \Gamma)$ is the agent's time-0 value under the contract Γ and $\mathbb{E}^{(a, e)}[\cdot]$ is the expectation under the probability measure induced by (a, e) . The inter-temporal

¹¹See, e.g., Leland (1994), Hackbarth et al. (2006), Goldstein et al. (2001), Strebulaev (2007), and, for a recent survey, Strebulaev and Whited (2012). Note that He (2011) is a special case of our model when $\sigma_A = 0$ and $\alpha(e) \equiv 1$.

¹²The technology resembles liquidity management models (Bolton, Chen, and Wang, 2011; Décamps et al., 2012) and models with dynamic agency (DeMarzo and Sannikov, 2006; DeMarzo et al., 2012; Miao and Rivera, 2016).

budgeting constraint specifies the evolution of the agent's savings account: Over a small time interval $(t, t + dt)$, the change in saving dS_t is the accumulated interest $rS_t dt$ plus his wage $c_t dt$ minus his actual consumption $\hat{c}_t dt$.

We define a contract as incentive-compatible and no-savings (ICNS) if the solution to the agent's problem is (c, a, e) . That is, the agent follows the recommended effort pair obediently (i.e., $\hat{a}_t = a_t$ and $\hat{e}_t = e_t$); and does not save or withdraw from the bank account (i.e., $\hat{c}_t = c_t$).¹³ Formally, the principal's optimal contracting problem is

$$\begin{aligned} \max_{\Gamma} \mathbb{E}^{(a,e)} \left[\int_0^{\infty} e^{-rt} (dY_t - c_t dt) \right], \\ \text{s.t. } \Gamma \text{ is ICNS and } W_0(\Gamma) \geq w_0 \end{aligned}$$

where the first constraint requires the contract to be incentive-compatible and no-savings, and the second constraint is the agent's participation constraint for an initial outside option with value w_0 .

3 Model Solution

3.1 Necessary and Sufficient Conditions for ICNS Contracts

To characterize the optimal contract, we need to characterize the necessary and sufficient conditions for the contract to be incentive-compatible and no-savings. We first derive the dynamics of the agent's continuation value.

3.1.1 Dynamics of continuation value

Following the dynamic contracting theory (see Sannikov (2008)), we take the agent's continuation value as the state variable. Given a contract Γ , the agent's continuation value is defined as

$$W_t(\delta_t, \Gamma) \equiv \mathbb{E}_t^{(a,e)} \left[\int_t^{\infty} -\frac{1}{\gamma} e^{-\gamma(c_s - g(a_s, e_s; \delta_s)) - r(s-t)} ds \right]. \quad (5)$$

Here, the agent's continuation value depends on the firm size δ_t , which serves as a natural state variable, and the contract Γ that induces continuation consumption $(c_s)_{s \geq t}$ and effort choices $(a_s, e_s)_{s \geq t}$.

By the martingale representation theorem, the dynamics of the continuation value is

$$dW_t = rW_t dt - u(c_t, a_t, e_t) dt + (-\gamma r W_t) \underbrace{(\beta_t^P \sigma(\delta_t) dZ_t^P)}_{\text{Permanent}} + \underbrace{\beta_t^T \delta_t \sigma_A dZ_t^T}_{\text{transitory}} \quad (6)$$

¹³The focus on incentive-compatible and no saving contracts is without loss of generality. This is because the principal has full commitment and she can save on behalf of the agent.

where $(\beta_t^P, \beta_t^T)_{t \geq 0}$ are progressively measurable processes that capture the agent's exposure to permanent and transitory shocks. In equation (6), the scaling factor $-\gamma r W_t$ translates value in dollars to value in utility. This is because $-\gamma r W_t > 0$ equals the agent's marginal utility of consumption, as we will see in the next subsection. On the equilibrium path, the last two terms on the right-hand side of (6) are the increment of the standard Brownian motions. Hence, $\mathbb{E}_t^{(a,e)} [dW_t + u(c_t, a_t, e_t)dt] = rW_t dt$, which states that the current flow utility and the expected changes in the continuation value equals the required return, and it reflects the promise-keeping constraint.

The novelty of our model is that the agent's effort choice affects both the firm size and the contemporaneous profitability. Thus, there are both short-term incentives and long-term incentives that control the effort choices of the multi-tasking agent. The incentive provisions are captured by the volatility terms in (6). In a more detailed way, substitute (1) and (2) into (6) to obtain

$$dW_t = (rW_t - u(c_t, a_t, e_t)) dt + (-\gamma r W_t) (\beta_t^P (d\delta_t - \mu(a_t, \delta_t)dt) + \beta_t^T \delta_t (dA_t - \alpha(e_t)dt))$$

where the “transitory” (“permanent”) part captures the compensation promised to the agent due to the exposure to the transitory (permanent) shocks.

3.1.2 Conditions for no-savings

It is well-known that the wealth effect is absent with CARA preferences. This implies that the agent's continuation value will scale with savings S_t in a convenient way. Specifically, consider the optimal continuation policy $(c_s, a_s, e_s)_{s \geq t}$ given a contract Γ ; and suppose the agent is given extra savings S at time t . In the absence of wealth effect, the new optimal continuation policy is to follow the original continuation effort choices and consume an extra amount rS at every time in the future $s \geq t$, that is $(c_s + rS, a_s, e_s)_{s \geq t}$ is the new optimal policy. It follows from the exponential preferences that $u(c_s + rS, a_s, e_s) = e^{-\gamma r S} u(c_s, a_s, e_s)$ for all $s \geq t$. Then, in terms of utility, an agent with savings S at time t must have continuation value

$$W_t(\delta_t, \Gamma; S) = e^{-\gamma r S} W_t(\delta_t, \Gamma; 0), \tag{7}$$

where $W_t(\delta_t, \Gamma; 0)$ is the agent's continuation value without savings, as defined in (5).¹⁴

Given an effort policy, the agent's problem (4) implies a necessary condition for consumption on the no-savings path: The agent's marginal utility from consumption must equal her marginal value

¹⁴For a formal proof, see Lemma 3 in He (2011).

of wealth. That is, $u_c(c_t, a_t, e_t) = \frac{\partial}{\partial S} W_t(\delta_t, \Gamma; 0)$. Then by condition (7), we have $\frac{\partial}{\partial S} W_t(\delta_t, \Gamma; S) = -\gamma r e^{-\gamma r S} W_t(\delta_t, \Gamma; 0)$. Evaluating this expression at $S = 0$ we obtain

$$u_c(c_t, a_t, e_t) = \frac{\partial}{\partial S} W_t(\delta_t, \Gamma; 0) = -\gamma r W_t(\delta_t, \Gamma; 0) \quad (8)$$

as a necessary condition for the contract Γ to induce no savings. Condition (8) has a few implications. First, $u_c = -\gamma r W_t$ implies the scaling factor in (6) is the marginal utility of consumption. Therefore, this factor translates dollar values to units of utility and allows us to interpret the incentive loading β_t^P and β_t^T as monetary incentives. Second, given our CARA assumption, it must be true that $u(c_t, a_t, e_t) = r W_t$ and the drift of (6) vanishes. The continuation of the agent's continuation value satisfies

$$dW_t = (-\gamma r W_t) (\beta_t^T \delta_t (dA_t - \alpha(e_t)dt) + \beta_t^P (d\delta_t - \mu(a_t, \delta_t)dt))$$

in equilibrium. As a result, the continuation W_t evolves as a martingale under the no-savings contract. This also implies that the marginal utility of consumption $u_c = -\gamma r W_t$ follows a martingale.

Finally, the no private saving condition $u(c_t, a_t, e_t) = r W_t$ allows us to pin down the consumption process for a given continuation value and effort levels:

$$c_t = g(a_t, e_t; \delta_t) - \frac{1}{\gamma} \ln(-\gamma r W_t). \quad (9)$$

3.1.3 Incentive compatibility

We now characterize the necessary and sufficient conditions for incentive compatibility. Given the monetary incentives (β_t^P, β_t^T) , the agent chooses long-term action \hat{a}_t and short-term action \hat{e}_t to maximize her continuation value at each point in time. Specifically, the payoff consists of the current flow utility $u(c_t, \hat{a}_t, \hat{e}_t)$ and the expected change in continuation value $\mathbb{E}_t [dW_t(\hat{a}_t, \hat{e}_t)]$. Effort choice affects the current utility because it is costly, but effort also affects the evolution of continuation value because effort changes the growth rate of the firm size $d\delta_t$ as well as profitability shocks dA_t , which are in turn connected to the continuation value through the monetary incentives (β_t^P, β_t^T) . Therefore, the agent solves:

$$\max_{(a_t, e_t)} \{u(c_t, a_t, e_t) + \beta_t^P u_c \mu(a_t, \delta_t) + \beta_t^T u_c \alpha(e_t) \delta_t\}$$

The first-order conditions are

$$-g_a(a_t, e_t; \delta_t) + \beta_t^P \mu_a(a_t, \delta_t) = 0 \Rightarrow \beta_t^P = \frac{g_a(a_t, e_t; \delta_t)}{\mu_a(a_t, \delta_t)}, \quad (10)$$

$$-g_e(a_t, e_t; \delta_t) + \beta_t^T \alpha_e(e_t) \delta_t = 0 \Rightarrow \beta_t^T = \frac{g_e(a_t, e_t; \delta_t)}{\alpha_e(e_t) \delta_t}. \quad (11)$$

Intuitively, given incentives (β_t^P, β_t^T) , the agent balances the marginal monetary benefit of effort (given by the “ β_t ” term times the marginal impact of the drift of the respective process) and the marginal monetary cost of effort. As the agent is multi-tasking, the marginal cost of effort on one task depends also on the effort exerted on the other task. To implement $\hat{a}_t = a_t$ and $\hat{e}_t = e_t$, that is, for the long-term effort a_t and the short-term effort e_t to be incentive-compatible, the monetary incentives (β_t^P, β_t^T) must satisfy conditions (10) and (11) simultaneously.¹⁵

3.2 Optimal Contract

Given the dynamics of continuation value and the conditions for incentive-compatible and no-savings contracts, we can now write the principal’s problem recursively. At each point in time, given the state variables δ_t and W_t , the principal’s problem is

$$\begin{aligned} P(\delta_t, W_t) &= \max_{(c_t, a_t, e_t)} \mathbb{E} \left[\int_t^\infty e^{-r(s-t)} (dY_s - c_s ds) \right] \\ \text{s.t. } dW_t &= (-\gamma r W_t) (\beta_t^T \delta_t \sigma_A dZ_t^T + \beta_t^P \sigma(\delta_t) dZ_t^P) \\ &\text{and conditions (9), (10), (11),} \end{aligned}$$

where $P(\delta_t, W_t)$ denotes the principal’s value function. Following He (2011), we guess that the principal’s value takes the form:

$$P(\delta_t, W_t) = \underbrace{f(\delta_t)}_{\text{firm value}} - \underbrace{\frac{-1}{\gamma r} \ln(-\gamma r W_t)}_{\text{agent's certainty equivalent}}. \quad (12)$$

The Hamilton-Jacobi-Bellman (HJB) equation for the principal’s problem is

$$rP(\delta, W) = \max_{(a, e)} \left\{ \begin{aligned} &\delta \alpha(e) - c(a, e, \delta, W) + P_\delta \mu(a, \delta) + \frac{1}{2} P_{\delta\delta} \sigma(\delta)^2 + P_{\delta W} \beta_t^P (-\gamma r W) \sigma(\delta)^2 \\ &+ \frac{1}{2} P_{WW} (-\gamma r W)^2 ((\beta_t^T)^2 \sigma_A^2 \delta_t^2 + (\beta_t^P)^2 \sigma(\delta_t)^2 + 2\rho \beta_t^P \beta_t^T \delta \sigma_A \sigma(\delta)) \end{aligned} \right\}$$

where $c(a, e, \delta, W)$ satisfies (9), β_t^P and β_t^T satisfy (10) and (11), respectively. From the conjectured value function (12), $P_\delta = f'(\delta)$, $P_{\delta\delta} = f''(\delta)$, $P_{WW} = -\frac{1}{\gamma r W^2}$, and $P_{\delta W} = 0$. Plugging these

¹⁵In Appendix B, we provide a verification theorem regarding the global optimality of the obedient and no-saving policy. The result implies that the first-order conditions (10) and (11) together with the no-saving conditions are sufficient for contracts to be incentive-compatible and no-savings.

expressions into the HJB equation, the firm value $f(\delta)$ must satisfy the ODE

$$rf(\delta) = \max_{(a,e)} \left\{ \begin{array}{l} \delta\alpha(e) - g(a, e; \delta) + \mu(a, \delta)f'(\delta) + \frac{1}{2}\sigma(\delta)^2 f''(\delta) \\ -\frac{1}{2}\gamma r ((\beta_t^T)^2 \sigma_A^2 \delta_t^2 + (\beta_t^P)^2 \sigma(\delta_t)^2 + 2\rho\beta_t^P \beta_t^T \delta\sigma_A\sigma(\delta)) \end{array} \right\}. \quad (13)$$

The first line of (13) is the expected cash flows net of the direct monetary cost of effort plus the expected capital gain due to changes in the firm size. The second line of (13) represents the incentive cost for the principal to induce both the long-term and short-term effort. Incentive costs arise because the risk-averse agent is exposed to both the permanent and transitory shocks for her to work hard, and the risk compensation is required.

3.3 Deferred Compensation

Following the implementation of the optimal contract in He (2011), we interpret the agent's certainty equivalent as a deferred compensation balance $B_t = -\frac{1}{\gamma r} \ln(-\gamma r W_t)$. Under the optimal contract, the dynamics of the balance are given by

$$dB_t = \frac{1}{2}\gamma r ((\beta_t^T)^2 \delta_t^2 \sigma_A^2 + (\beta_t^P)^2 \sigma(\delta_t)^2 + 2\rho\beta_t^T \beta_t^P \delta_t \sigma_A \sigma(\delta_t)) dt + \beta_t^T \delta_t \sigma_A dZ_t^T + \beta_t^P \sigma(\delta_t) dZ_t^P. \quad (14)$$

In words, the agent's stake inside the firm is given by B_t at any point in time; and the shareholders adjust the balance continuously according to (14) in order to provide the appropriate incentives to the agent. The adjustment in (14) includes the drift term that reflects the incentive cost in (13); and the volatility terms that reflects the agent's exposure to both the transitory and permanent shocks. In the optimal consumption (9), the agent's wage compensates her for the effort cost and the interest rB_t earned from the deferred compensation balance.

4 Dynamic Agency and Capital Structure

This section embeds the dynamic agency problem into a Leland-style model. Following He (2011), the embedding allows us to endogenize the firm's cash flows process. For tractability, we assume

$$dA_t = (\psi + e_t) dt + \sigma_A dZ_t^A \quad \text{and} \quad d\delta_t = (\phi + a_t) \delta_t dt + \sigma_\delta \delta_t dZ_t^P,$$

where ψ , ϕ , and σ_δ are constant. In other words, we have $\mu(a, \delta) = (\phi + a)\delta$ and $\sigma(\delta) = \sigma_\delta \delta$ in equation (1), and $\alpha(e) = \psi + e$ in equation (2), where ϕ is the baseline growth rate and ψ is the baseline expected per-period profitability. Notice that δ_t evolves as a geometric Brownian motion with the agent controlling the drift rate. Moreover, the agent's effort cost takes the quadratic form

$g(a, e, \delta) = \frac{1}{2} (\theta_a a^2 + \theta_e e^2 + 2\theta_{ae} ae) \delta$. The tasks are asymmetric in cost, the cost is proportional to firm size δ , and the two efforts can be either complements ($\theta_{ae} \leq 0$) or substitutes ($\theta_{ae} \geq 0$).

To derive the first-best contract, suppose there is no agency problem, for example, when actions are perfectly observable $\sigma_A = \sigma_\delta = 0$ or the agent is risk-neutral $\gamma = 0$, so the risk-compensation in HJB-equation (13) vanishes. Here, we assume $\gamma = 0$ and the first-best firm value $f_{FB}(\delta)$ satisfies

$$rf_{FB}(\delta) = \max_{(a,e)} \left\{ \delta(\psi + e) - \frac{1}{2} (\theta_a a^2 + \theta_e e^2 + 2\theta_{ae} ae) \delta + (\phi + a)\delta f'_{FB}(\delta) + \frac{1}{2} \sigma_\delta^2 \delta^2 f''_{FB}(\delta) \right\}. \quad (15)$$

Since the cash flows and expected capital gains are proportional to δ , homogeneity implies $f_{FB}(\delta) = q\delta$, where q is a constant that reflects the marginal value per unit of firm size. Substituting the conjecture into (15), we have an equation that determines the unknown coefficient q :

$$rq = \max_{(a,e)} \left\{ (\psi + e) - \frac{1}{2} (\theta_a a^2 + \theta_e e^2 + 2\theta_{ae} ae) + (\phi + a)q \right\}.$$

The equation implies the first-order conditions $q = (\theta_a a^{FB} + \theta_{ae} e^{FB})$ and $1 = \theta_e e^{FB} + \theta_{ae} a^{FB}$ for long-term and short-term efforts. These conditions determine the coefficient q (valuation multiple).

There are a few implications. First, the marginal value per unit of firm size is constant. This implies, together with the scaling in the marginal effort costs, that first-best efforts are independent of firm size. Second, permanent shocks, transitory shocks, and their correlation do not affect q , and hence efforts are independent of volatility. However, the firm value $q\delta_t$ is still volatile; it evolves as a geometric Brownian motion. Third, a positive permanent shock $dZ_t^P > 0$ increases firm value through its effect on δ_t , but a positive transitory shock $dA_t > 0$ has no effect on firm value.

4.1 Optimal Contract in an Unlevered Firm

Now we characterize the optimal contract in an unlevered firm. Let $f_u(\delta)$ be the value of an unlevered firm. Then, using the incentive compatibility conditions (10), $\beta_t^P = \theta_a a_t + \theta_{ae} e_t$, and (11), $\beta_t^T = \theta_e e_t + \theta_{ae} a_t$, the HJB-equation (13) for $f_u(\delta)$ becomes

$$rf_u(\delta) = \max_{\substack{e \in [0, \bar{e}] \\ a \in [0, \bar{a}]}} \left\{ \begin{array}{l} \delta(\psi + e) - \frac{(\theta_a a^2 + 2\theta_{ae} ae + \theta_e e^2)\delta}{2} + (\phi + a)\delta f'_u(\delta) + \frac{1}{2} \sigma_\delta^2 \delta^2 f''_u(\delta) \\ - \frac{\gamma r \delta^2}{2} ((\theta_a a + \theta_{ae} e)^2 \sigma_\delta^2 + (\theta_e e + \theta_{ae} a)^2 \sigma_A^2 + 2\rho(\theta_a a + \theta_{ae} e)(\theta_e e + \theta_{ae} a)\sigma_\delta \sigma_A) \end{array} \right\} \quad (16)$$

For an interior solution, we use the first order conditions for the maximization of (16) to obtain

$$a_u^*(\delta) = \frac{f'_u(\delta)\hat{D} - \hat{B}}{\hat{A}\hat{D} - \hat{B}^2} \quad \text{and} \quad e_u^*(\delta) = \frac{\hat{A} - f'_u(\delta)\hat{B}}{\hat{A}\hat{D} - \hat{B}^2}, \quad (17)$$

where \hat{A} , \hat{B} , and \hat{D} are given Appendix B.¹⁶ Using equation (17), one can show the marginal unlevered firm value $f'_u(\delta) \rightarrow \frac{\psi}{r-\phi}$ as $\delta \rightarrow \infty$. Together with the boundary condition $f_u(0) = 0$, the HJB-equation (16) can be solved numerically. For the special case where $\rho = 0$ and $\theta_{ae} = 0$, tasks are independent and the optimal effort policies are:

$$a_u^*(\delta) = \frac{f'_u(\delta)}{\theta_a(1 + \gamma r \theta_a \sigma_\delta^2)} \quad \text{and} \quad e_u^*(\delta) = \frac{1}{\theta_e(1 + \gamma r \theta_e \sigma_A^2)}. \quad (18)$$

We can make a few observations. First, since long-term effort a^* affects the firm size, it depends on the marginal value of firm size $f'_u(\delta)$. However, $f'_u(\delta)$ is irrelevant to the short-term action e^* because it only affects the current profitability. Second, the optimal effort depends on the volatility: σ_δ affects a^* and σ_A affects e^* . This is because the volatility of the processes A_t and δ_t measure how informative these processes are about e and a , respectively.

4.2 Optimal Contract in a Levered Firm

As in Leland (1994), the firm issues a perpetual debt with a constant coupon rate C . With a marginal corporate tax rate $\tau \in (0, 1)$, the tax shield per unit of time is τC . And we interpret the quantity $dY_t = \delta_t dA_t$ as the after-tax cash flows. Once debt is in place, shareholders implement the effort and default policies that are optimal for them. We refer to this specification as the base case model. We denote $f_E(\delta)$ as the value of equity and $D(\delta)$ as the value of corporate debt. From (12), $f_E(\delta) = P_E(\delta, W) + \frac{-1}{\gamma r} \ln(-\gamma r W_t)$. That is, equity value consists of the shareholders value $P_E(\delta, W)$ (outside equity) and the agent's value $\frac{-1}{\gamma r} \ln(-\gamma r W_t)$ (inside equity).

The structural credit risk models have illustrated that endogenous default by the shareholders is an important mechanism in understanding credit risks. Let δ_B be the default threshold. We expect that when the firm's fundamental (firm size) δ_t becomes sufficiently weak, especially after a sequence of negative permanent shocks, shareholders will default once $\delta_t < \delta_B$. Following He (2011), we assume that at default, the shareholders can fulfill the promise and pay the agent her remaining continuation value. In other words, the agent has higher seniority than bondholders. The latter receives the liquidation value of the firm and continues to run the firm as an unlevered firm. This implies the debt valued at bankruptcy is $D(\delta_B) = (1 - \alpha)f_u(\delta_B)$, where $\alpha \in (0, 1)$ is a proportional bankruptcy cost parameter.

¹⁶In Appendix B, we show how to deal with the cases in which the constraints on the effort policies bind.

4.2.1 Shareholders value and endogenous default

The shareholders value function is given by $P_E(\delta, W) = f_E(\delta) - \frac{-1}{\gamma r} \ln(-\gamma r W_t)$ under the optimal contract. With leverage, the equity value satisfies the following ODE:

$$r f_E(\delta) = \max_{\substack{e \in [0, \bar{e}] \\ a \in [0, \bar{a}]}} \left\{ \begin{array}{l} \delta(\psi + e) - (1 - \tau)C - \frac{(\theta_a a^2 + 2\theta_{ae} a e + \theta_e e^2)\delta}{2} + (\phi + a)\delta f'_E(\delta) + \frac{1}{2}\sigma_\delta^2 \delta^2 f''_E(\delta) \\ - \frac{\gamma r \delta^2}{2} \left((\theta_a a + \theta_{ae} e)^2 \sigma_\delta^2 + (\theta_e e + \theta_{ae} a)^2 \sigma_A^2 + 2\rho(\theta_a a + \theta_{ae} e)(\theta_e e + \theta_{ae} a)\sigma_\delta \sigma_A \right) \end{array} \right\}, \quad (19)$$

subject to the value matching $f_E(\delta_B) = 0$, smooth-pasting $f'_E(\delta_B) = 0$, and transversality conditions $\lim_{\delta \rightarrow \infty} f'_E(\delta) \rightarrow \frac{\psi}{r - \phi}$. The first two boundary conditions are the standard conditions in the case of endogenous (optimal) default. The transversality conditions states that as the firm grows arbitrarily large, the growth rate is proportional to the cash flow per unit of capital ψ capitalized by the baseline growth rate of the firm ϕ . This is due to the fact that effort policies converge to zero as δ goes to infinity.

Compare (19) to the ODE (16) for the unlevered firm: equation (19) contains the promised coupon payment C and the tax shield τC , as well as an additional control δ_B over the default threshold. Assuming an interior solution over the effort choices delivers solutions:

$$a_t^*(\delta) = \frac{f'_E(\delta)\hat{D} - \hat{B}}{\hat{A}\hat{D} - \hat{B}^2} \text{ and } e_t^*(\delta) = \frac{\hat{A} - f'_E(\delta)\hat{B}}{\hat{A}\hat{D} - \hat{B}^2}. \quad (20)$$

In our numerical simulations the constraints on e never bind. Hence we focus on the cases when the constraints on a bind. In particular in Appendix B, we show that when the constraint $a \geq 0$ binds, the optimal policies are given by $e_t^*(\delta) = \frac{1}{D}$ and $a_t^*(\delta) = 0$. If the constraint on long-term effort binds at $a \leq \bar{a}$ (upper bound), optimal policies are given by $e_t^*(\delta) = \frac{1 - \bar{a}\hat{B}}{\hat{D}}$ and $a_t^*(\delta) = \bar{a}$. Because of the additional after-tax coupon payment $(1 - \tau)C$, shareholders absorb more losses when the firm's fundamental (firm size) is weak: $\delta_t(\psi + e_t^*) < (1 - \tau)C$, net of the monetary compensation for the effort cost. Therefore, as δ_t falls to δ_B , shareholders default optimally and refuse to fulfill the debt obligation. Standard value-matching $f_E(\delta_B) = 0$ and smooth-pasting $f'_E(\delta_B) = 0$ conditions characterize the endogenous default threshold and its optimality.¹⁷

4.2.2 Debt valuation and optimal leverage

Once debt is in place, shareholders select the optimal long-term contract and default policy. Bondholders anticipate the effect of debt on shareholders' future behavior. Hence, in pricing the per-

¹⁷In Appendix B, we provide a verification theorem for the optimality of the contract.

petual debt contract, creditors take the optimal effort policy $(a^*(\delta), e^*(\delta))$ in (20), and the default threshold δ_B as given. For any coupon C , the debt value $D(\delta)$ satisfies the following ODE:

$$rD(\delta) = C + (\phi + a^*(\delta))\delta D'(\delta) + \frac{1}{2}\sigma_\delta^2\delta^2 D''(\delta) \quad (21)$$

with boundary conditions $D(\delta) \rightarrow \frac{C}{r}$ as $\delta \rightarrow \infty$, and $D(\delta_B) = (1 - \alpha)f_u(\delta_B)$. Observe that in equation (21), long-term effort directly affects the expected capital gains of the debt contract. In contrast, the short-term action affects cash flows and shareholders' ability to absorb losses. Thus, both efforts affect the default boundary and debt and equity values.

Given an initial firm size δ_0 , initial shareholders choose coupon C to maximize levered firm value (ex-ante equity value) $TV(\delta_0; C) = f_E(\delta_0; C) + D(\delta_0; C)$ at time 0. Then they design the optimal long-term contract with the agent that implements the effort policy $(a^*(\delta), e^*(\delta))$, and run the firm until they declare bankruptcy. We define the firm's optimal initial market leverage ratio as

$$ML(\delta_0) \equiv \frac{D(\delta_0; C^*(\delta_0))}{f_E(\delta_0; C^*(\delta_0)) + D(\delta_0; C^*(\delta_0))}.$$

4.3 Short-termism as an Indirect Cost of Debt-overhang

In this section, we highlight the asymmetry between underinvestment and short-termism with respect to the debt overhang problem. We argue that underinvestment is a direct consequence of debt, as it is well known in the literature. In contrast, short-termism is only affected by the presence of debt indirectly through the underinvestment problem. Moreover, the effect of debt on short-termism disappears when the costs of implementing a particular effort policy pair (a, e) for the shareholders are independent. Independence occurs when the cross term in the cost function is zero ($\theta_{ae} = 0$) and the shocks are uncorrelated ($\rho = 0$). Proposition 1 formalizes this result. Furthermore, we show that when shareholders can commit to the unlevered long-term effort policy (i.e., when they can commit to avoiding underinvestment), this will suffice as a commitment device to avoid short-termism (i.e., they will automatically be committing to the unlevered short-term effort policy). Proposition 2 formalizes this result. Figure 1 summarizes the findings of this section.



Figure 1. Diagram illustrating chain of distortions induced by debt

Proposition 1. *Suppose that $\rho = \theta_{ae} = 0$, then the optimal short-term effort policy $e(\delta)$ is independent of the coupon payment C .*

The intuition for this proposition is straight forward: debt generates underinvestment in long-term effort because shareholders pay up front for the cost of long-term effort, but do not fully internalize the benefit of this investment. The reason is that some of the cash flows generated by investment take place after default, thereby accruing to bondholders. In contrast, the benefit of short-term effort is immediately realized by shareholders; therefore, they fully internalize the benefits of short-term effort.¹⁸ Hence, the only mechanism by which debt can distort the short-term effort policy is when the cost of short-term effort depends on the implemented level of long-term effort. When these costs are independent from each other ($\theta_{ae} = 0$ and $\rho = 0$), there is no distortion, and the optimal $e(\delta)$ is not affected by the presence of debt.

In Figure 2 we illustrate the optimal amount of long-term effort $a(\delta_t)$ and short-term effort $e(\delta_t)$ for the optimally levered firm and for an all equity financed firm (unlevered firm). First, consider the case in which the actions are independent (Panels A and B). Panel A corroborates the reduction in long-term effort due to debt. Panel B is a numerical illustration of Proposition 1 showing that short-term effort is identical in the levered and unlevered cases when the two actions are independent. Second, consider the case in which the two actions are substitutes (Panels C and D). In this case optimal short-term effort is larger in the presence of debt. Short-term effort is not affected by debt overhang since it increases contemporaneous cash flows but has no permanent effect. Hence, shareholders find it optimal to incentivize the manager to focus in boosting short-term profitability as opposed to improving the long-term prospects of the firm. Our model reverses the common intuition that CEO short-termism is detrimental to shareholders. To the contrary, we show that shareholders find it optimal to encourage managers to focus myopically in the short-term when there is a large probability the company will not survive in the long-term.¹⁹ In the sequel we refer to the underinvestment problem as the fact that debt induces shareholders to implement a lower long-term effort (i.e., $a(\delta) \geq a_u(\delta)$), and to the short-termism problem to the fact that

¹⁸A similar mechanism is present in Manso (2008), who shows the agency cost of debt is proportional to the degree of irreversibility of the investment project. In our case, the inefficiency depends on whether the effort policy will have a permanent effect (long-term effort) or a transitory effect (short-term effort) on the firm's cash flows.

¹⁹The previous intuition is straight forward in case of actions being substitutes, $\theta_{ae} > 0$. However, even if actions are independent, $\theta_{ae} = 0$, and the correlation between the transitory and the permanent shock ρ is positive, a similar result takes place. Intuitively, when $\rho > 0$, implementing both actions is very costly for shareholders because the manager will be exposed to two positively correlated shocks. Hence, the manager will need to be compensated for bearing this risk. Therefore, having correlated shocks ($\rho > 0$) is “as if” the two actions were substitutes (i.e., $\theta_{ae} > 0$).

shareholders implement more short-term effort (i.e., $e(\delta) \geq e_u(\delta)$).

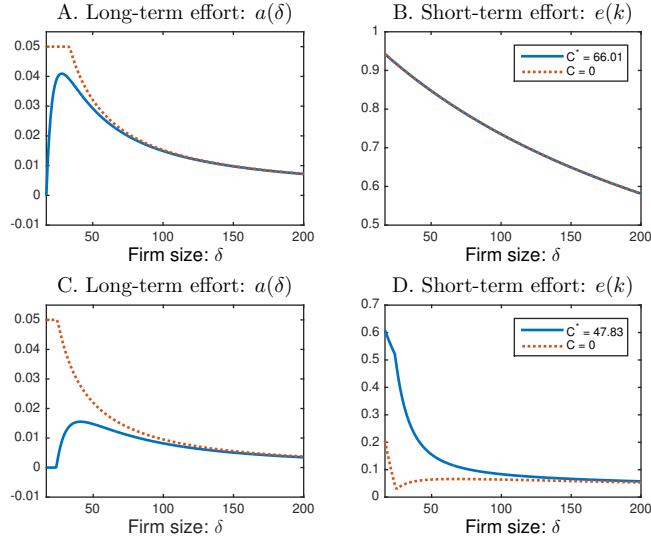


Figure 2. Long-term and short-term effort as a function of firm size.

This picture illustrates the effect of debt overhang on the optimal amount of long-term effort (Panel A) and short-term effort (Panel B) when the actions are independent $\theta_{ae} = 0$. Panels C and D illustrate the effect when the actions are substitutes $\theta_{ae} = 1.5$. Other parameter values are $\delta_0 = 100$, $r = 0.05$, $\theta_a = 30$, $\theta_e = 1$, $\gamma = 5$, $\sigma_\delta = 0.25$, $\sigma_A = 0.12$, $\rho = 0$, $\tau = 0.15$, $\alpha = 0.30$, $\phi = -0.005$, and $\psi = 1$. The dashed (solid) line represents for the unlevered (levered) firm.

Next, we show that commitment to the long-term effort policy $a_u(\delta)$ suffices as a commitment device when shareholders would like to commit to the unlevered effort policies (a_u, e_u) . To compare and contrast the base case without commitment, we consider three important benchmarks:

1. The no debt-overhang case (denoted *NO*): In this case, shareholders commit to implementing the unlevered effort policies (a_u, e_u) for both short-term and long-term effort. We denote the value function in this case by $f_{NO}(\delta)$.
2. The no short-termism case (denoted *NS*): In this case, shareholders commit to implementing the unlevered short-term effort policy e_u , but they can freely choose the long-term effort policy. We denote the value function in this case by $f_{NS}(\delta)$.²⁰
3. The no underinvestment case (denoted *NU*): In this case, shareholders commit to implementing the unlevered long-term effort policy a_u , but they can freely choose the short-term effort

²⁰Note that, in the *NS* case, shareholders request some amount of short-term effort. This is different from assuming away short-term effort by setting $\theta_e = \infty$, which, as indicated by Footnote 11, delivers He (2011) given that $\alpha(0) = 1$.

policy. We denote the value function in this case by $f_{NU}(\delta)$.

The rigorous statement of the problems that are solved by each of the cases above can be found in Appendix A. We can now state the main result of this section.

Proposition 2. *$f(\delta)$ solves the no underinvestment case (NU) if and only if it solves the no overhang case (NO).*

In other words, debt has an asymmetric effect on long-term and short-term effort policies. If shareholders commit to the unlevered long-term effort policy a_u , they find it optimal to (ex-post) implement the unlevered short-term effort policy e_u . Therefore, if they wanted to commit to the long-term effort pair (a_u, e_u) , committing to a_u would suffice to achieve this goal.²¹ However, the converse is not true. If shareholders can commit to the unlevered short-term effort policy e_u , they would ex-post choose a different long-term effort policy from a_u .

In summary, debt distorts the choice of long-term effort through the well known logic of the under-investment problem. When the cost of the actions are independent, the choice of short-term effort is unaffected by the presence of debt (Proposition 1). In the general case in which the actions are not independent, the choice of short-term effort is also distorted. However, this distortion is only indirect: debt distorts the choice of long-term effort, and then the distortion in long-term effort induces a distortion in short-term effort. Therefore, if one could prevent the distortion of debt on long-term effort, then there would be no distortion in short-term effort either (Proposition 2).

This result has two implications for debt covenant design. First, debt covenants that restrict shareholder payout can be interpreted as covenant that restrict the short-term effort policy. As shown in Section 5.1, such covenants would mitigate some of the cost of debt and increase total firm value. However, debt covenants that restrict the long-term effort policy of the firms are much more effective at maximizing firm value. Such covenants could potentially minimize the underinvestment problem, while at the same time discouraging shareholder to engage in excessive short-termism.

4.4 Comparative Statics

Now we provide the effects of the parameters on the equity value $f_E(\delta)$ and the endogenous default threshold δ_B . Here, we focus on the ex-post value and default decision. That is, we treat the coupon as an exogenous parameter rather than taking into account the ex-ante capital structure choice.

²¹This is useful because committing to the unlevered firm policies is value enhancing (see Section 5.1).

	Results independent of ρ					Only when $\rho \geq 0$					
	$\partial\psi$	$\partial\phi$	$\partial\rho$	∂C	$\partial\tau$	$\partial\gamma$	$\partial\theta_a$	$\partial\theta_e$	$\partial\theta_{ae}$	$\partial\sigma_A$	$\partial\sigma_\delta$
$\partial f_E(\delta)/$	+	+	-	-	+	-	-	-	-	-	?
$\partial\delta_B/$	-	-	+	+	-	+	+	+	+	+	?

Table 1. Analytical comparative statics.

Several results can be observed from Table 1. First, the increase in the drifts ψ and ϕ , a higher tax saving from the increase in the corporate tax rate τ , and the decrease in coupon C will increase the equity value and delay default. The effect of the agency parameter γ depends on the correlation. The results are intuitive because these variations generate more cash flows to the shareholders.

Second, the increase in the effort parameters, θ_a , θ_e , and θ_{ae} , implies a higher compensation the equity needs to make to the agent, and hence the equity value reduces. However, this set of results only holds true when $\rho \geq 0$ because the tasks tend to be substitute in this case. Consider an increase in θ_a . The direct effect implies a lower equity value because of the increased effort and incentive cost. In response to the increase in θ_a , the shareholders would like to implement a lower a_t . And a $\rho \geq 0$ implies e_t will increase at the same time. This indirect effect from the information filtering channel implies a further increase in the effort and incentive compensation. As a result, equity value decreases and the shareholders default earlier. Panels C and D of Figure 3 below illustrate these comparative statics with $\rho = 0$: The default threshold is increasing in the cost of short-term effort and long-term effort, respectively.

In a similar vein, the effect of the variation of the volatilities parameters, σ_δ and σ_A , on the default threshold can be understood from the information filtering channel. Consider an increase in the volatility σ_δ ; this effect makes the firm size δ_t a more noisy signal about the long-term effort a_t and thus increases the incentive cost and accelerates default. However, the comparative statics of σ_δ is ambiguous. This is because an increase in the volatility σ_δ also generates a real option effect that delays the equity's default decision. This can be observed from the terms involving σ_δ on the HJB-equation (19) (with $\rho = 0$):

$$\frac{1}{2}\sigma_\delta^2\delta^2 f_E''(\delta) - \frac{1}{2}\gamma r\delta^2 ((\theta_a a + \theta_{ae} e)^2 \sigma_\delta^2).$$

While the second term captures the incentive cost effect, the first term captures the real option effect, and it is increasing in σ_δ under the convexity of the shareholders value.²² The two

²² $f_E''(\delta) > 0$ in our numerical simulations. For the incentive cost effect, see Holmstrom (1979) and a related analysis

countervailing forces generate an inverted U-shape for the default threshold as a function of σ_δ . Numerically, this result is illustrated on Panel A of Figure 3.

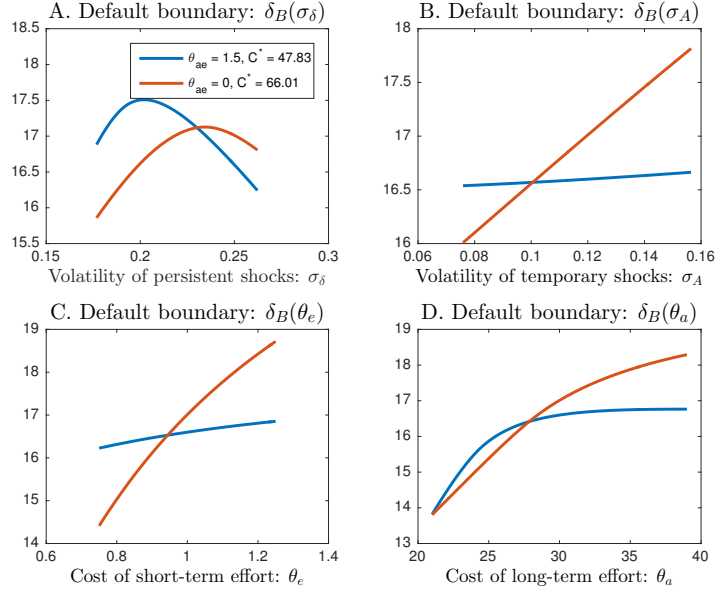


Figure 3. Comparative statics for default boundary.

The parameter values are $C = 47.83$, $\delta_0 = 100$, $r = 0.05$, $\theta_a = 30$, $\theta_e = 1$, $\theta_{ae} = 1.5$, $\gamma = 5$, $\sigma_\delta = 0.25$, $\sigma_A = 0.12$, $\rho = 0$, $\tau = 0.15$, $\alpha = 0.30$, $\phi = -0.005$, and $\psi = 1$.

In contrast, the increase in the volatility of transitory shocks σ_A has no real option effect. While the variation makes the incentive cost of effort more expensive, the comparative statics is ambiguous. It is only definite when $\rho \geq 0$. The idea is similar to the comparative statics of the effort cost parameters: An increase in σ_A will lower the short-term effort e_t . If the correlation was negative, then tasks tend to be complement and the shareholders would like to implement a lower long-term effort a_t as well. The latter effect reduces the effort cost and counters the increase in incentive cost. Panel B of Figure 3 illustrates these comparative statics with $\rho = 0$.

Finally, we explore the effect of the correlation between the transitory and the permanent shock on the default decision of the firm. Panel A of Figure 4 shows that the default boundary is increasing in the correlation between the transitory and the permanent shock. Higher correlation makes it more costly for shareholders to compensate a given effort policy (a, e) because the (risk-averse) manager would necessarily bear more risk and thus require compensation for bearing such risk. This higher cost would induce the shareholders to default earlier. We can check this intuition by

by Chaigneau et al. (2017) in a setting with limited liability.

inspecting the HJB and collecting terms involving ρ

$$-\frac{\gamma r \delta^2}{2} (2\rho(\theta_a a + \theta_{ae} e)(\theta_e e + \theta_{ae} a) \sigma_\delta \sigma_A)$$

and noticing that the incentive costs are increasing in ρ . Panels B and C of (4) depict effort levels for three different values of ρ . As the correlation between shocks increases, shareholders find it more costly to incentivize the manager to exert effort. Hence, they find it optimal to implement a lower level of short and long-term effort.

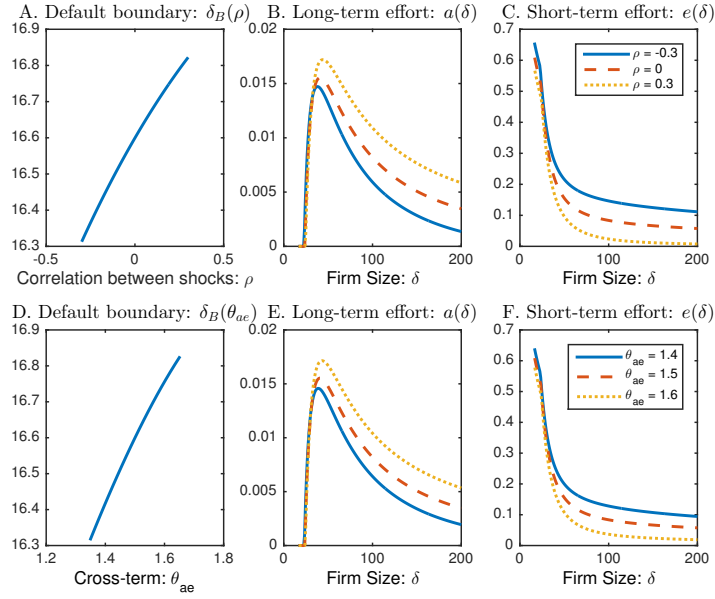


Figure 4. Effects of correlation and substitutability.

The parameter values are $C = 47.83$, $\delta_0 = 100$, $r = 0.05$, $\theta_a = 30$, $\theta_e = 1$, $\theta_{ae} = 1.5$, $\gamma = 5$, $\sigma_\delta = 0.25$, $\sigma_A = 0.12$, $\tau = 0.15$, $\alpha = 0.30$, $\phi = -0.005$, $\psi = 1$, ρ is either -0.3 , 0 , or 0.3 , and θ_{ae} is either 1.4 , 1.5 , or 1.6 .

Interestingly, the comparative statics of θ_{ae} are similar to the ones of ρ . Panels D, E, and F of Figure 4 compute comparative statics for the default boundary and the effort policies with respect to the term governing the substitutability/complementarity of cost function of the manager θ_{ae} . As θ_{ae} increases, the two tasks become substitutes, and it becomes more costly to incentivize a given effort policy (a, e) . Moreover, the marginal cost of increasing e for a given value of a is increasing in θ_{ae} . The same is true for ρ , fix a and suppose shareholders want to increase e ; the marginal cost of increasing e is larger for a given ρ since the agent will be exposed to more risk (due to the correlation between shocks). Thus, the equilibrium effects of ρ and θ_{ae} are quite similar.

5 Quantitative Analysis

In this section, we numerically explore the implications of our model. First, we compute in our calibrated model the various sources of firm value, and show that the total agency cost of debt is of the order of 1%. Of this 1%, about half of the cost of debt comes from excessive short-termism. Second, we highlight potential endogeneity concerns when studying the relationship between excessive short-termism and a firm's growth rate. In particular, we show that firms with high (low) growth rates optimally choose to implement lower (higher) levels of short-term effort and higher (lower) levels of long-term effort. Third, we extend the model to the case in which a subset of investors with higher discount rates takes control of the firm. We find that impatient shareholders implement higher levels of short-term effort and lower levels of long-term effort, which in turn reduce equity value for the regular (patient) shareholders and bondholders. Finally, we show that an increase in the volatility of permanent shocks can be desirable for shareholders (risk-shifting type of intuition), but not an increase in volatility of transitory shocks.

For numerical solutions, we adopt the following baseline parameter values: interest rate $r = 5\%$, baseline growth rate of firm size $\phi = -0.5\%$, correlation $\rho = 0$, volatility of firm size $\sigma_\delta = 25\%$, profitability $\sigma_A = 12\%$, corporate tax rate $\tau = 15\%$, and bankruptcy cost $\alpha = 30\%$.²³ Following He (2009, 2011), we set the baseline profitability $\psi = 1$, risk aversion $\gamma = 5$, and long-term effort costs to $\theta_a = 30$. In Appendix B, we calibrate the cost of short-term effort $\theta_e = 1$ and the substitutability parameter $\theta_{ae} = 1.5$. For an initial firm size of, for example, $\delta_0 = 100$ the firm's optimal coupon is $C^* = 47.83$ and market leverage is $ML(\delta_0) = 39.42\%$.

5.1 Analysis of Sources of Firm Value

In this section, we quantify the various sources of firm value. First, we define the tax advantage of debt $TB(\delta)$ and the cost of bankruptcy $BC(\delta)$ in the usual way,

$$TB(\delta) = E_t \left[\int_t^\chi e^{-r(s-t)} \tau C ds \right] \text{ and } BC(\delta) = E_t \left[e^{-r(\chi-t)} \alpha f_u(\delta_B) \right], \quad (22)$$

where $\chi = \inf\{t : \delta_t \leq \delta_B\}$ corresponds to the endogenously chosen default time.

Second, we define the total cost of managerial compensation $CC(\delta)$. The total expected cost of managerial compensation is the sum of the direct cost of compensating the manager for his effort

²³These baseline parameter values are consistent with, e.g., Bolton, Chen, and Wang (2011), He (2011), and Morellec, Nikolov, and Schürhoff (2012).

$DC(\delta)$ plus the indirect cost of compensating the manager $IC(\delta)$ for his risk exposure. Formally,

$$DC(\delta) = E_t \left[\int_t^\chi e^{-r(s-t)} g(a_s, e_s; \delta_s) ds \right], \quad (23)$$

$$IC(\delta) = E_t \left[\int_t^\chi e^{-r(s-t)} \frac{1}{2} \gamma r \left((\beta_s^T)^2 \sigma_A^2 \delta_s^2 + (\beta_s^P)^2 \sigma(\delta_s)^2 + 2\rho \beta_s^P \beta_s^T \delta_s \sigma_A \sigma(\delta_s) \right) ds \right], \quad (24)$$

and

$$CC(\delta) = DC(\delta) + IC(\delta). \quad (25)$$

Table 2 shows the different components of firm value for our baseline calibration.

Panel A: Optimal Leverage									
δ	C^*	$\delta_0/(\phi - r)$	$TV(\delta)$	$f_E(\delta)$	$D(\delta)$	$BC(\delta)$	$TB(\delta)$	$CC(\delta)$	δ_B
75	33.38	1363.63	1,654.88	1,043.06	611.82	14.93	86.53	189.44	10.89
100	47.83	1818.18	2,124.98	1,287.24	837.74	28.65	115.60	173.56	16.59
150	81.07	2727.27	3,070.32	1,732.44	1,337.88	58.29	180.22	160.98	29.81
Panel B: Unlevered Case									
δ	C	$\delta_0/(\phi - r)$	$TV(\delta)$	$f(\delta)$	$D(\delta)$	$BC(\delta)$	$TB(\delta)$	$CC(\delta)$	δ_B
75	0	1363.63	1,587.70	1,587.70	0	0	0	224.46	0
100	0	1818.18	2,045.68	2,045.68	0	0	0	228.06	0
150	0	2727.27	2,959.19	2,959.19	0	0	0	232.32	0

Table 2. Sources of firm value in base case.

This table shows the various sources of firm value for the base case (i.e., the case without commitment where effort policies are optimally chosen by shareholders after debt has been issued) for three different firm sizes δ . For each firm size, we calculate quantities at the optimal leverage C^* and for the unlevered case $C = 0$. The parameter values are $r = 0.05$, $\theta_a = 30$, $\theta_e = 1$, $\theta_{ae} = 1.5$, $\gamma = 5$, $\sigma_\delta = 0.25$, $\sigma_A = 0.12$, $\rho = 0$, $\tau = 0.15$, $\alpha = 0.30$, $\phi = -0.005$, and $\psi = 1$.

5.1.1 Quantifying the cost of debt-overhang

In this section, we tease-out the total cost of debt-overhang (i.e., the cost of under-investment plus the cost of short-termism for firm value). In particular, we consider the case in which shareholders can commit ex-ante to implementing the optimal unlevered long-term and short-term effort policies (which are ex-post suboptimal for shareholders). This case corresponds to the no overhang case (*NO*) described in section 4.3. We denote the resulting equity, debt, total firm, and leverage values, respectively, by $f_{NO}(\delta)$, $D_{NO}(\delta)$, $TV_{NO}(\delta_0; C)$, and $ML_{NO}(\delta_0)$ (see Appendix A for details).

Table 3 computes firm values for three different initial firm sizes $\delta_0 = 75, 100, 150$. Column 1 computes quantities for the base case, i.e., the case when effort policies are optimally chosen by

shareholders after debt has been issued (normalized relative to the unlevered unmanaged total firm value $\delta_0/(\phi - r) \equiv 100$ in parentheses). Column 2 computes quantities for the case in which there is commitment to the no-overhang policies as described at the beginning of this section. They correspond to the cases with the subscript *NO*. Column 3 computes quantities for the base case but uses the optimal coupon C_{NO}^* calculated under the no-overhang policies. Finally, column 4 computes the percentage change between columns 3 and 2.

A number of interesting observations can be made about Table 3. First, committing to the no-overhang effort policies increases normalized total firm value between 0.50 (large firms) to 0.92 (small firms). By alleviating short-termism and underinvestment (due to debt overhang) total firm value can be enhanced. Since small firms are more prone to the distortions of debt overhang, it is expected that commitment to the no-overhang policies will induce a larger increment for small firms.

Second, committing to the no-overhang effort policies a_u and e_u reduces shareholder value. The reduction in shareholder value ranges from 0.53% (small firms) to 0.80% (large firms). Because shareholders cannot implement their optimal policies, for a given level of δ their expected value is reduced (i.e., $f_E(\delta) > f_{NO}(\delta)$) and they choose to default earlier (i.e. $\delta_B < \delta_B^{NO}$). Since shareholders cannot reduce long-term investment when the firm is in financial distress and focus on implementing higher short-term profitability, it is more costly for them to keep on running their firm during financial distress, thus triggering earlier default.

Third, the increment in debt value as a result of committing to the no-overhang policies ranges from 1.99% (large firms) to 2.49% (small firms). On the one hand, shareholders default earlier, but on the other hand, shareholder are committed to a higher level of long-term effort, which on expectation keeps δ away from the default boundary. Our results indicate that, in general, the latter effect dominates (i.e., $D_{NO}(\delta) > D(\delta)$). Furthermore, the increment in debt value dominates the reduction in shareholder value and, as discussed above, total firm value goes up.

Finally, the effect of debt-overhang in terms of short-termism and under-investment is stronger for small firms. To mitigate the effect of debt overhang, optimal leverage is lower for small firms (Column 1). Optimal leverage in the base case ranges from 36.97% (small firms) to 43.57% (large firms). On the other hand, when firms can commit to the no overhang policies (Column 2) there is no need to adjust leverage to mitigate the effects of short-termism and underinvestment, thus optimal leverage is much less sensitive to initial firm size.

	Base Case	No Overhang (<i>NO</i>)	Base Case with C_{NO}^*	Change
δ_0	$\delta_0 = 150$	$\delta_0 = 150$	$\delta_0 = 150$	
$\delta_0/(\phi - r)$	2727.27 (100)			
$f_u(\delta_0)$	2959.19 (108.50)			
$TV_{NO}(\delta_0)$	3070.32 (112.57)	3083.74 (113.07)	3070.25 (112.57)	0.43% (0.50)
$f_{NO}(\delta_0)$	1732.44	1693.48	1707.22	-0.80%
$D_{NO}(\delta_0)$	1337.88	1390.25	1363.02	1.99%
C_{NO}^*	81.07	83.08	83.08	
δ_B^{NO}	29.81	33.79	30.62	
$ML_{NO}(\delta_0)$	43.57	45.08	44.39	
$CS_{NO}(\delta_0)$	105.95	97.58	109.52	

	Base Case	No Overhang (<i>NO</i>)	Base Case with C_{NO}^*	Change
δ_0	100	100	100	
$\delta_0/(\phi - r)$	1818.18 (100)			
$f_u(\delta_0)$	2045.68 (112.51)			
$TV_{NO}(\delta_0)$	2124.98 (116.87)	2136.50 (117.51)	2124.70 (116.85)	0.55% (0.66)
$f_{NO}(\delta_0)$	1287.24	1236.50	1244.56	-0.64%
$D_{NO}(\delta_0)$	837.74	900.38	880.14	2.29%
C_{NO}^*	47.83	50.98	50.98	
δ_B^{NO}	16.59	20.20	17.84	
$ML_{NO}(\delta_0)$	39.42	42.13	41.42	
$CS_{NO}(\delta_0)$	70.93	66.22	79.22	

	Base Case	No Overhang (<i>NO</i>)	Base Case with C_{NO}^*	Change
δ_0	75	75	75	
$\delta_0/(\phi - r)$	1363.63 (100)			
$f_u(\delta_0)$	1587.70 (116.43)			
$TV_{NO}(\delta_0)$	1654.89 (121.35)	1665.98 (122.17)	1653.46 (121.25)	0.75% (0.92)
$f_{NO}(\delta_0)$	1043.06	943.30	948.36	-0.53%
$D_{NO}(\delta_0)$	611.82	722.67	705.10	2.49%
C_{NO}^*	33.38	40.04	40.04	
δ_B^{NO}	10.89	14.92	13.53	
$ML_{NO}(\delta_0)$	36.97	43.37	42.64	
$CS_{NO}(\delta_0)$	45.57	54.05	67.85	

Table 3. Firm value without debt-overhang in effort policies.

This table calculates the changes in equity, debt, and total firm value when there is no debt-overhang over the effort policies. Column 1 corresponds to the base case without commitment where effort policies are optimally chosen by shareholders (after debt has been issued). Column 2 corresponds to the no overhang case (*NO*). Column 3 recomputes the base case when the coupon is given by the no overhang case C_{NO}^* . Column 4 computes percentage changes between Columns 2 and 3. Normalized total firm values are in parentheses as the percentage value relative to the unlevered unmanaged total firm value $\delta_0/(\phi - r) \equiv 100$. The parameter values are $r = 0.05$, $\theta_a = 30$, $\theta_e = 1$, $\theta_{ae} = 1.5$, $\gamma = 5$, $\sigma_\delta = 0.25$, $\sigma_A = 0.12$, $\rho = 0$, $\tau = 0.15$, $\alpha = 0.30$, $\phi = -0.005$, and $\psi = 1$.

5.1.2 Quantifying the cost of short-termism

In this section, we quantify the effect of short-termism on firm value. In particular, we consider first the case in which shareholders can commit ex-ante to implementing the unlevered short-term effort policy (but which does not maximize ex-post shareholder value). However, shareholders are free to choose the long-term effort policy that is optimal for them. This case corresponds to the no short-termism case (NS) described in section 4.3. We denote the resulting equity, debt, total firm, and leverage values by $f_{NS}(\delta)$, $D_{NS}(\delta)$, $TV_{NS}(\delta_0; C)$, and $ML_{NS}(\delta_0)$, respectively.

Table 4 performs a similar exercise as Table 3 but computes the changes in firm value resulting from committing to the unlevered short-term effort policy. As expected, the ability to commit to e_u increases total firm value, but the effect is more modest than when the firm can commit to both e_u and a_u . In particular, normalized total firm value increases by 0.31 (large firms) or 0.44 (small firms), which is approximately half of the increment observed in the previous case. Similarly, the reduction in shareholder value ranges from 0.23% (small firms) to 0.49% (large firms), while the increment in debt value ranges from 1.21% (large firms) to 1.38% (small firms).

In sum, this section shows that commitment to the unlevered short-term policy has the expected qualitative effects on firm values: total firm value increases, debt values increases, and shareholder value decreases. The quantitative effects are about half of those observed in the no-over hang case. Economically, the experiments imply that outlawing short-termism destroys shareholder value once debt is in place, but increases debt value. Hence, policy proposals should recognize ex-ante beneficial and the ex-post harmful implications and, in particular, the expected net result for firm value.

5.2 Endogeneity of Growth Rate

In this section, we compute optimal policies for firms that have bright prospects and firms that have grim prospects. We do so by computing comparative statics with respect to the baseline growth rate of firm size ϕ and interpret a large (low) value of ϕ as having bright (grim) prospects, because this firm is expected to experience fast (slow) growth in the future.

Figure 5 shows that firms with bright prospects focus a lot more in the long-term and put little effort in the short-term. Conversely, firms with grim prospects optimally focus on the short-term and put little effort in the long-term.²⁴ Our results show that studies suggesting excessive short-

²⁴Consider the example of IBM. IBM's sales in 2017 are at the same level as they were in 1997. Over this period,

	Base Case	No short-termism (NS)	Base Case with C_{NS}^*	Change
δ_0	150	150	150	
$\delta_0/(\phi - r)$	2727.27 (100)			
$f_u(\delta_0)$	2959.19 (108.50)			
$TV_{NS}(\delta_0)$	3070.32 (112.57)	3078.63 (112.88)	3070.31 (112.57)	0.27% (0.31)
$f_{NS}(\delta_0)$	1732.44	1716.89	1725.51	-0.49%
$D_{NS}(\delta_0)$	1337.88	1361.74	1344.80	1.26%
C_{NS}^*	81.07	81.62	81.62	
δ_B^{NS}	29.81	31.60	30.03	
$ML_{NS}(\delta_0)$	43.57	44.23	43.80	
$CS_{NS}(\delta_0)$	105.95	99.41	106.92	

	Base Case	No short-termism (NS)	Base Case with C_{NS}^*	Change
δ_0	100	100	100	
$\delta_0/(\phi - r)$	1818.18 (100)			
$f_u(\delta_0)$	2045.68 (112.51)			
$TV_{NS}(\delta_0)$	2124.98 (116.87)	2132.24 (117.27)	2124.64 (116.85)	0.35% (0.42)
$f_{NS}(\delta_0)$	1287.24	1235.31	1240.01	-0.37%
$D_{NS}(\delta_0)$	837.74	896.92	884.63	1.38%
C_{NS}^*	47.83	51.32	51.32	
δ_B^{NS}	16.59	19.00	17.97	
$ML_{NS}(\delta_0)$	39.42	42.06	41.63	
$CS_{NS}(\delta_0)$	70.93	72.24	80.12	

	Base Case	No short-termism (NS)	Base Case with C_{NS}^*	Change
δ_0	75	75	75	
$\delta_0/(\phi - r)$	1363.63 (100)			
$f_u(\delta_0)$	1587.70 (116.43)			
$TV_{NS}(\delta_0)$	1654.89 (121.35)	1660.15 (121.74)	1654.12 (121.30)	0.36% (0.44)
$f_{NS}(\delta_0)$	1043.06	969.44	971.67	-0.23%
$D_{NS}(\delta_0)$	611.82	690.71	682.45	1.21%
C_{NS}^*	33.38	38.36	38.36	
δ_B^{NS}	10.89	13.30	12.86	
$ML_{NS}(\delta_0)$	36.97	41.60	41.25	
$CS_{NS}(\delta_0)$	45.57	55.45	62.08	

Table 4. Firm value without debt-overhang in short-term effort.

This table calculates the changes in equity, debt, and total firm value when there is no debt overhang over the short-term effort policies. Column 1 corresponds to the base case without commitment where effort policies are optimally chosen by shareholders (after debt has been issued). Column 2 corresponds to the no short-termism (NS) case. Column 3 recomputes the base case when the optimal coupon is given by the no short-termism case C_{NS}^* . Column 4 computes percentage changes between Columns 2 and 3. Normalized total firm values are in parentheses as the percentage value relative to the unlevered unmanaged total firm value $\delta_0/(\phi - r) \equiv 100$. The parameter values are $r = 0.05$, $\theta_a = 30$, $\theta_e = 1$, $\theta_{ae} = 1.5$, $\gamma = 5$, $\sigma_\delta = 0.25$, $\sigma_A = 0.12$, $\rho = 0$, $\tau = 0.15$, $\alpha = 0.30$, $\phi = -0.005$, and $\psi = 1$.

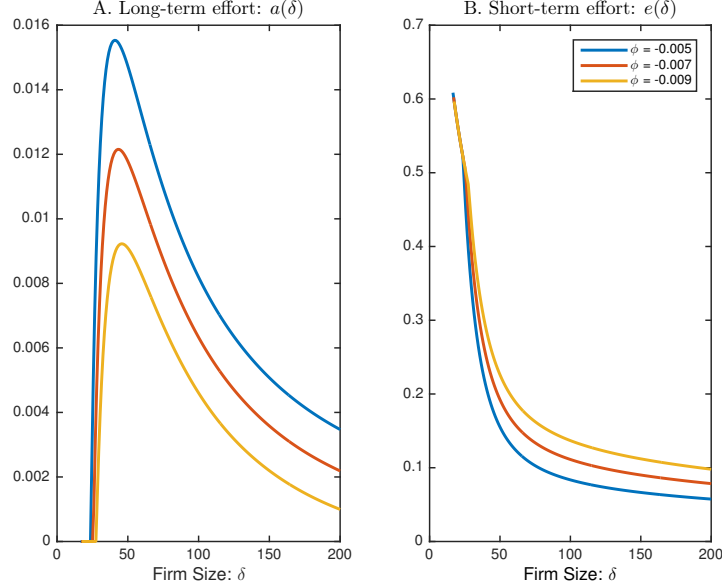


Figure 5. Effect of growth rate.

The parameter values are $C^* = 47.83$, $\delta_0 = 100$, $r = 0.05$, $\theta_a = 30$, $\theta_e = 1$, $\theta_{ae} = 1.5$, $\gamma = 5$, $\sigma_\delta = 0.25$, $\sigma_A = 0.12$, $\rho = 0$, $\tau = 0.15$, $\alpha = 0.30$, and $\psi = 1$.

termism need to be aware of simultaneous causality. One may be tempted to infer that success is a consequence of long-term investment. However, our model shows that firms that are more likely to succeed (high ϕ) optimally focus on the long-term. Consistent with Summers (2017), success is thus not the result but also the cause of long-term investment (less short-termism).

5.3 Impact of Investor Horizon in Optimal Policies

In this section, we study the impact of investor's horizon in the optimal policies of the firm. In particular, we relax the assumption that shareholders, bondholders, and the manager have the same discount rate r . Instead, we maintain the assumption that the manager's discount rate is r , but we allow the shareholders to have discount rate $r^S = r + \lambda$. As λ increases, shareholders become more impatient, and we interpret this as having a shorter investment horizon.²⁵

Figure 6 depicts the optimal investment policies for three different values of r^S . Panel A shows that, as shareholders investment horizon decreases, the optimal amount of long-term effort implemented goes down. This is intuitive because of the term-structure of the payoffs associated

it has reduced costs and cut investment by half. Our model suggests that such decisions are not suboptimal and myopic. Instead, they are optimal responses to the new generation of technology firms, which took over the industry.

²⁵While investor discount rates are not directly observable, it is conceivable that heterogeneity among investors's fee structure reflect heterogeneity in discount rates.

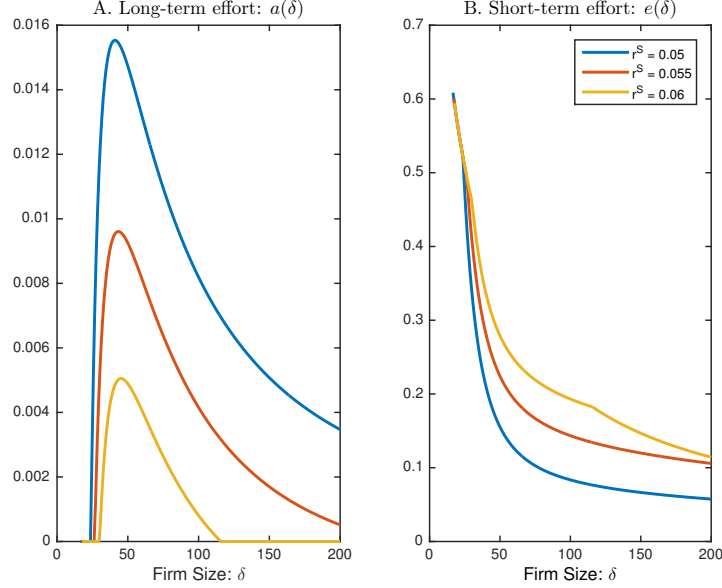


Figure 6. Effect of investor horizon.

The parameter values are $C^* = 47.83$, $\delta_0 = 100$, $r = 0.05$, $\theta_a = 30$, $\theta_e = 1$, $\theta_{ae} = 1.5$, $\gamma = 5$, $\sigma_\delta = 0.25$, $\sigma_A = 0.12$, $\tau = 0.15$, $\alpha = 0.30$, $\phi = -0.005$, $\psi = 1$, and r^S is either 0.05, 0.055, or 0.06.

with long-term effort $a(\delta)$. Shareholders pay upfront for the cost of effort (both direct and indirect), but the payoff is realized over time via the increment in firm size δ . A higher discount rate will reduce the value of future cash flows and thus reduce optimal long-term effort. Panel B shows that a shorter investment horizon increases short-term effort. The payoff from short-term effort is realized immediately for shareholders via higher contemporaneous cash flows. Under the assumption that the two tasks are substitutes (or that transitory and permanent shocks are positively correlated), the reduction in investment horizon will encourage shareholders to increase short-term effort at the expense of long-term effort. Furthermore, a shorter investment horizon reduces shareholder value for a given firm size, rendering it optimal to default earlier.

Finally, we quantify the changes in firm value associated with implementing policies dictated by shareholders with shorter investment horizons. In Table 5, we compute the net present value of cash flows that would accrue to shareholder and bondholders for the three different sets of effort policies depicted in Figure 6. That is, we compute the effort policies that shareholders with discount rates $r^S = 5\%$, 5.5% , and 6% would deem optimal, and then calculate bond and equity values under the discount rate $r = 5\%$. The point of this exercise is to isolate the distortion in firm value associated with implementing the policies desired by shareholders with shorter investment horizons from the

mechanical reduction in value resulting from a higher discount rate.²⁶

Panel A: $\delta_0 = 75, C^* = 33.38$						
r^S	$TV(\delta)$	% change $TV(\delta)$	$f_E(\delta)$	% change $f(\delta)$	$D(\delta)$	% change $D(\delta)$
5%	1,654.88	–	1,043.06	–	611.82	–
5.5%	1,633.90	-0.73	1,038.73	-0.41	595.16	-2.72
6%	1,611.13	-2.11	1,030.42	-1.21	580.70	-5.08
Panel B: $\delta_0 = 100, C^* = 47.83$						
r^S	$TV(\delta)$		$f(\delta)$		$D(\delta)$	
5%	2,124.98	–	1,287.25	–	837.74	–
5.5%	2,098.26	-1.25	1,283.03	-0.32	815.23	-2.68
6%	2,072.73	-2.45	1,275.90	-0.88	796.82	-4.88

Table 5. Firm value for different investor horizons.

The parameter values are $r = 0.05$, $\theta_a = 30$, $\theta_e = 1$, $\theta_{ae} = 1.5$, $\gamma = 5$, $\sigma_\delta = 0.25$, $\sigma_A = 0.12$, $\rho = 0$, $\tau = 0.15$, $\alpha = 0.30$, and $\phi = -0.005$, and $\psi = 1$.

Table 5 shows that implementing policies dictated by investors with shorter investment horizons reduces both equity and debt prices. It is intuitive that more under investment will be detrimental for bondholders. Moreover, shareholders (with a discount rate of r) are also made worse off because the implemented policies are no longer optimal for them. The implemented policies feature too little long-term effort and too much short-term effort. Importantly, the associated changes induced by an increase in the discount rate from 5% to 6% lead approximately to a reduction of 1% in equity value, 2% in total firm value, and 5% in debt value. Thus, the potential welfare losses resulting from investors with shorter investment horizons are potentially significant.²⁷

5.4 Credit Spreads and Risk-Shifting

In this section we show that equity value responds very differently to an increase in the value of volatility of transitory versus permanent shocks. Panels A and B of Figure 7 depict comparative statics of equity value and credit spreads for different values of σ_δ . Equity value can be increasing in the volatility of permanent shocks. As we discussed in the previous section, the real options effect

²⁶One can think of this exercise as the following thought experiment: a majority shareholder with discount rate r^S takes control of the firm, and implements the effort policies that she finds optimal. We then compute the value of equity from the perspective of the minority shareholder with discount rate r . Similarly, for bond prices. Moreover, our result that giving control of corporate policies to short-termistic investors leads to additional and significant reductions in value is consistent with the agenda of the FCLT Global.

²⁷The model restricts attention to the effect of short-term investors in our multi-tasking problem, which does not suggest there are no benefits from shorter investor time horizons in practice (see, e.g., Giannetti and Yu (2017)). However, investors with shorter time horizons may, in practice, be precisely those who are better at identifying firms with higher baseline growth rates ϕ that we analyzed in the previous section (see, e.g., Edmans (2017)).

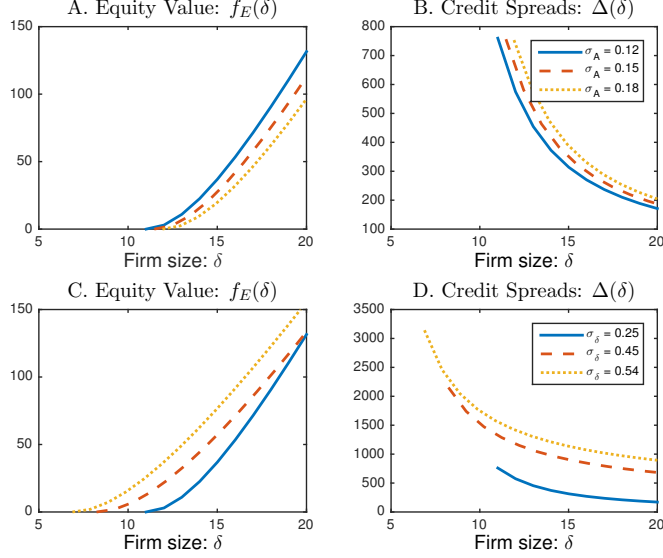


Figure 7. Comparative statics of equity value and credit spreads.

Panels A and B (C and D) chart the comparative statics of equity value and credit spreads for different values of the volatility of transitory (permanent) shocks. The parameter values are $C = 47.83$, $\delta_0 = 100$, $r = 0.05$, $\theta_a = 30$, $\theta_e = 1$, $\theta_{ae} = 0$, $\gamma = 5$, $\sigma_\delta = 0.25$, $\sigma_A = 0.12$, $\tau = 0.15$, $\alpha = 0.30$, $\phi = -0.005$, and $\psi = 1$.

and the incentive cost effect affect equity value. For the parameter values we considered, the real option effect dominates and shareholders would benefit from an increase in σ_δ . Intuitively, shareholders face an asymmetric payoff from higher volatility. On the upside, they can benefit if higher σ_δ leads to a large value of δ , but can exercise their option to default if it leads to a low value of δ . The higher probability of default negatively impacts debt value and leads to higher credit spreads on debt. These conflicting views between shareholders and bondholders with regards to the desirability of increasing volatility are known in the literature as asset substitution or risk-shifting problem.

Interestingly, such conflict of interests is not present when it comes to volatility of transitory shocks σ_A . Panels C and D of Figure 7 depict comparative statics of shareholder value and credit spreads for different values of σ_A . In the case of volatility of transitory shocks, shareholders are made worse off as a result of the higher cost of incentive provision, but there is no real-option effect. This higher cost is born by the shareholders and renders their claim less valuable, as seen in the picture. Moreover, as we discussed in the previous section (Panel B in Figure 3), higher σ_A leads to earlier liquidation. Since bondholders bear the costs of bankruptcy, they are made worse off by the increase in transitory volatility (credit spreads increase). In Figure 7, we set $\theta_{ae} = 0$ to make the results more visible. However they hold for our baseline calibration with $\theta_{ae} = 1.5$, but the

changes are quantitatively smaller and harder to see in a figure.

Our results rationalize the finding that managers do not rank concerns about risk-shifting among their most pressing concerns. In fact, Graham and Harvey (2001) find that managers are not concerned about minimizing risk-shifting concerns when deciding on their debt policy (for example, by issuing short-term debt). Our results show this is rational when these concerns are about increasing volatility of transitory shocks. Such volatility would hurt both shareholders and bondholders, and thus bondholders would know that it is also in shareholders' interest to minimize it.

6 Conclusion

This paper studies the tension corporations face between incentivizing long-term growth versus maximizing their short-term profitability. We show that short-termism is not necessarily the result of myopic managerial behavior but is in fact optimal for shareholders. Short-termism is particularly desirable for shareholders of a financially distressed firm financed with debt. Furthermore, we characterize excessive short-termism as an indirect cost of debt and show that it is quantitatively as important as the cost of underinvestment. Notably, the conventional wisdom to ban short-termism (e.g., by the Securities and Exchange Commission) destroys shareholder value, and policy proposals need to be more nuanced to recognize agency costs of debt and dynamic effects of commitment.

Two additional results have important implications for empirical work and policy making. First, high growth firms endogenously choose to implement higher levels of long-term effort. Hence, empirical results connecting firm performance and a proxy for long-term focus need to carefully account for endogeneity concerns. Second, firms controlled by investors with sub-optimally short horizons focus excessively in short-term profitability at the expense of long-term growth. Our results indicate that such distortions significantly reduce firm value. Thus, designing capital gains tax policies aimed at lengthening investors horizon can lead to an improvement in social welfare.

Finally, our analysis suggests that the excessive short-termism problem can be mitigated by considering a richer set of debt contracts. That is, performance-sensitive debt or finite maturity debt can discipline shareholders to strike the right balance between long and short-term effort. Also, compensation contracts with inside debt can serve as a commitment device for shareholders to incentivize long-term effort during financial distress. These questions are fruitful for future research.

References

- Bolton, Patrick, Hui Chen, and Neng Wang, 2011, A Unified Theory of Tobin's Q, Corporate Investment, Financing, and Risk Management, *Journal of Finance* 66, 1545-1578.
- Bolton, Patrick, José Scheinkman, and Wei Xiong, 2006, Executive Compensation and Short-Termist Behaviour in Speculative Markets, *Review of Economic Studies* 73, 577-610.
- Brochet, Francois, Maria Loumioti, and George Serafeim, 2015, Speaking of the short-term: disclosure horizon and managerial myopia, *Review of Accounting Studies* 20.3, 1122-1163.
- Byun, Seong K., Valery Polkovnichenko, and Michael J. Rebblo, 2017, Dynamics of Firm Savings and Investment with Temporary and Persistent Shocks, Working paper.
- Chaigneau, Pierre, Alex Edmans, and Daniel Gottlieb, Does improved information improve incentives, 2017, *Journal of Financial Economics*, forthcoming.
- Décamps, Jean Paul, Sebastian Gryglewicz, Erwan Morellec, and Stephane Villeneuve, 2016, Corporate Policies with Permanent and Transitory Shocks, *Review of Financial Studies*, forthcoming.
- Décamps, Jean Paul, Thomas Mariotti, Jean-Charles Rochet, and Stephane Villeneuve, 2011, Free Cash Flow, Issuance Costs, and Stock Prices, *Journal of Finance*, 1501-1544.
- DeMarzo, Peter, and Yuliy Sannikov, 2006, Optimal Security Design and Dynamic Capital Structure in a Continuous-Time Model, *Journal of Finance* 61, 2681-2724.
- DeMarzo, Peter, Michael Fishman, Zhiguo He, and Neng Wang, 2012, Dynamic Agency and the Q Theory of Investment, *Journal of Finance* 67, 2295-2340.
- Edmans, Alex, 2017, The Answer to Short-Termism Isn't Asking Investors to Be Patient, *Harvard Business Review*.
- Edmans, Alex, Vivian Fang, and Katharina Lewellen, 2017a, Equity Vesting and Investment, *Review of Financial Studies* 30, 2229-2271,
- Edmans, Alex, Vivian W. Fang, and Allen Huang, 2017b, The Long-Term Consequences of Short-Term Incentives, Working paper.
- Edmans, Alex, Xavier Gabaix, Tmasz Sadzik, and Yuliy Sannikov, 2012, Dynamic CEO Compensation, *Journal of Finance* 67, 1603-1647.
- Froot, Kenneth, Andre Perold, and Jeremy Stein, 1992, Shareholder Trading Practices and Corporate Investment Horizons, *Journal of Applied Corporate Finance* 5, 42-58.
- Giannetti, Mariassunta and Xiaoyun Yu, 2017, Adapting to Radical Change: The Benefits of Short-Horizon Investors, Working paper.
- Goldstein, Robert, Nengjiu Ju, and Hayne Leland, 2001, An EBIT-Based Model of Dynamic Capital Structure, *Journal of Business* 74, 483-512.
- Gorbenko, Alexander, and Ilya Strebulaev, 2010, Temporary versus Permanent Shocks: Explaining Corporate Financial Policies, *Review of Financial Studies* 23, 2591-2647.

- Graham, John, and Campbell Harvey, 2001, The Theory and Practice of Corporate Finance: Evidence from the Field, *Journal of Financial Economics* 60, 187-243.
- Graham, John, Campbell Harvey, and Shiva Rajgopal, 2005, The Economic Implications of Corporate Financial Reporting, *Journal of Accounting and Economics* 40, 3-73.
- Gryglewicz, Sebastian, Simon Mayer, and Erwan Morellec, 2017, Agency Conflicts over the Short and Long Run: Short-Termism, Long-Termism, and Pay-for-Luck, Working paper.
- Gryglewicz, Sebastian, Lorian Mancini, Erwan Morellec, Enrique Schroth, and Philip Valta, 2017, Transitory versus permanent shocks: Explaining corporate savings and investment, Working paper.
- Hackbarth, Dirk, Jianjun Miao, and Erwan Morellec, 2006, Capital structure, credit risk, and macroeconomic conditions, *Journal of Financial Economics* 82.3, 519-550.
- Han, Jungsuk, and Francesco Sangiorgi, 2017, Competition for informed trading and corporate short-termism, Working paper.
- He, Zhiguo, 2009, A Model of Dynamic Compensation and Capital Structure, Working Paper.
- He, Zhiguo, 2011, A Model of Dynamic Compensation and Capital Structure, *Journal of Financial Economics* 100, 351-366.
- Holmstrom, Bengt, 1979, Moral hazard and Observability, *The Bell journal of economics*, 74-91.
- Holmstrom, Bengt, and Paul Milgrom, 1991, Multitasking Principal-Agent Analysis: Incentive Contracts, Asset Ownership, and Job Design, *Journal of Law, Economics, and Organization* 7, 286-295.
- Holmstrom, Bengt, and Jean Tirole, 1993, Market Liquidity and Performance Measurement, *Journal of Political Economy* 101, 678-709.
- Kaplan, Steven, 2017, Are U.S. Companies Too Short-Term Oriented? Some Thoughts, Working Paper.
- Leland, Hayne, 1994, Corporate Debt Value, Bond Covenants, and Optimal Capital Structure, *Journal of Finance* 49, 1213-1252.
- Manso, Gustavo, 2008, Investment reversibility and agency cost of debt, *Econometrica* 76, 437-442.
- Marinovic, Iván, and Felipe Varas, 2016, CEO Horizon, Optimal Duration and the Escalation of Short-Termism, Working Paper.
- Miao, Jianjun, and Alejandro Rivera, 2016, Robust Contracts in Continuous Time, *Econometrica* 84, 1405-1440.
- Morellec, Erwan, 2001, Asset Liquidity, Capital Structure, and Secured Debt, *Journal of Financial Economics* 61, 173-206.
- Morellec, Erwan, Boris Nikolov, and Norman Schürhoff, 2012, Corporate Governance and Capital Structure Dynamics, *Journal of Finance* 67, 803848.
- Myers, Stewart, 1977, Determinants of Corporate Borrowing, *Journal of Financial Economics* 5, 147-175.

- Poterba, James, and Lawrence Summers, 1995, A CEO Survey of U.S. Companies' Time Horizons and Hurdle Rates, *Sloan Management Review* 37, 43-53.
- Rivera, Alejandro, 2016, Dynamic Moral Hazard, Risk-Shifting, and Optimal Capital Structure, Working Paper.
- Sannikov, Yuliy, 2008, A Continuous-Time Version of the Principal-Agent Problem, *Review of Economic Studies* 75, 957-984.
- Shleifer, Andrei, and Robert Vishny, 1990, Equilibrium Short Horizons of Investors and Firms, *American Economic Review Papers and Proceedings* 80, 148153.
- Summers, Larry, 2017, Is Corporate Short-Termism Really a Problem? The Jury's Still Out, *Harvard Business Review*.
- Stein, Jeremy, 1988, Takeover Threats and Managerial Myopia, *Journal of Political Economy* 96, 61-80.
- Stein, Jeremy, 1989, Efficient Capital Markets, Inefficient Firms: A Model of Myopic Corporate Behavior, *Quarterly Journal of Economics* 104, 655-669.
- Strebulaev, Ilya, 2007, Do Tests of Capital Structure Mean What They Say? *Journal of Finance* 62, 1747-1787.
- Strebulaev, Ilya, and Toni Whited, 2012, Dynamic Models and Structural Estimation in Corporate Finance, *Foundations and Trends in Finance* 6, 1-163.
- Von Thadden, Ernst-Ludwig, 1996, Long-Term Contracts, Short-Term Investment and Monitoring, *Review of Economic Studies* 62, 557-575.
- Terry, Stephen, 2016, The Macro Impact of Short-Termism, Working paper.
- Wong, Tak-Yuen, 2017, Dynamic Agency and Endogenous Risk-Taking, Working paper.
- Zhu, John, 2017, Myopic Agency, *Review of Economic Studies*, forthcoming.

Appendix A

In this appendix we formally state the three adjoint problems that we use through the body of the paper: the case with no overhang (NO), the case with no short-termism (NS), and the case with no underinvestment (NU)

Case 1: No Overhang

Consider the case in which shareholders can commit ex-ante to implementing long-term and short-term effort policies that maximize total firm value (but which do not maximize ex-post shareholder value). We denote the resulting equity and debt values by $f_{NO}(\delta)$ and $D_{NO}(\delta)$ respectively, where the subscript NO stands for no debt-overhang. Formally, $f_{NO}(\delta)$ solves the following ODE

$$rf_{NO}(\delta) = \max_{\delta_B^{NO}} \left\{ \begin{array}{l} \delta(\psi + e_u) - (1 - \tau)C - \frac{(\theta_a a_u^2 + 2\theta_{ae} a_u e_u + \theta_e e_u^2)\delta}{2} + (\phi + a_u)\delta f'_{NO}(\delta) + \frac{1}{2}\sigma_\delta^2 \delta^2 f''_{NO}(\delta) \\ -\frac{\gamma r \delta^2}{2} \left((\theta_a a_u + \theta_{ae} e_u)^2 \sigma_\delta^2 + (\theta_e e_u + \theta_{ae} a_u)^2 \sigma_A^2 + 2\rho(\theta_a a_u + \theta_{ae} e_u)(\theta_e e_u + \theta_{ae} a_u)\sigma_\delta \sigma_A \right) \end{array} \right\} \quad (26)$$

subject to the value matching, smooth-pasting, and transversality conditions:

$$f_{NO}(\delta_B^{NO}) = 0, \quad f'_{NO}(\delta_B^{NO}) = 0, \quad \lim_{\delta \rightarrow \infty} f'_{NO}(\delta) \rightarrow \frac{\psi}{r - \phi}.$$

where a_u and e_u are given by (17) which correspond to the effort policies obtained in the case of an unlevered firm. We also compute optimal leverage for the case in which shareholders can commit to the no overhang policies a_u and e_u . Initial shareholders choose coupon C to maximize the levered total firm value $TV_{NO}(\delta_0; C) = f_{NO}(\delta_0; C) + D_{NO}(\delta_0; C)$. The resulting initial market leverage ratio in this case is given by

$$ML_{NO}(\delta_0) \equiv \frac{D_{NO}(\delta_0; C_{NO}^*(\delta_0))}{f_{NO}(\delta_0; C_{NO}^*(\delta_0)) + D_{NO}(\delta_0; C_{NO}^*(\delta_0))},$$

where C_{NO} denotes the optimal coupon.

Case 2: No short-termism

Consider the case in which shareholders can commit ex-ante to implementing the short-term effort policy that maximizes total firm value (but which does not maximize ex-post shareholder value). However, shareholders are free to choose the long-term effort policy that is optimal for them. We denote the resulting equity and debt values by $f_{NS}(\delta)$ and $D_{NS}(\delta)$ respectively, where the subscript NS stands for no short-termism. Formally, $f_{NS}(\delta)$ solves the following ODE

$$rf_{NS}(\delta) = \max_{\substack{\delta_B^{NS} \\ a \in [0, \bar{a}]}} \left\{ \begin{array}{l} \delta(\psi + e_u) - (1 - \tau)C - \frac{(\theta_a a^2 + 2\theta_{ae} a e_u + \theta_e e_u^2)\delta}{2} + (\phi + a)\delta f'_{NS}(\delta) + \frac{1}{2}\sigma_\delta^2 \delta^2 f''_{NS}(\delta) \\ -\frac{\gamma r \delta^2}{2} \left((\theta_a a + \theta_{ae} e_u)^2 \sigma_\delta^2 + (\theta_e e_u + \theta_{ae} a)^2 \sigma_A^2 + 2\rho(\theta_a a + \theta_{ae} e_u)(\theta_e e_u + \theta_{ae} a)\sigma_\delta \sigma_A \right) \end{array} \right\} \quad (27)$$

subject to the value matching, smooth-pasting, and transversality conditions:

$$f_{NS}(\delta_B^{NS}) = 0, \quad f'_{NS}(\delta_B^{NS}) = 0, \quad \lim_{\delta \rightarrow \infty} f'_{NS}(\delta) \rightarrow \frac{\psi}{r - \phi}.$$

where e_u is given by the solution of (17) which correspond to the effort policies obtained in the case of an unlevered firm. We also compute optimal leverage for the case in which shareholders can commit to the

short-term effort policy e_u . Initial shareholders choose coupon C to maximize the levered total firm value $TV_{NS}(\delta_0; C) = f_{NS}(\delta_0; C) + D_{NS}(\delta_0; C)$. The resulting initial market leverage ratio in this case is given by

$$ML_{NS}(\delta_0) \equiv \frac{D_{NS}(\delta_0; C_{NS}^*(\delta_0))}{f_{NS}(\delta_0; C_{NS}^*(\delta_0)) + D_{NS}(\delta_0; C_{NS}^*(\delta_0))},$$

where C_{NS} denotes the optimal coupon.

Case 2: No Underinvestment

Consider the case in which shareholders can commit ex-ante to implementing the long-term effort policy that maximizes total firm value (but which does not maximize ex-post shareholder value). However, shareholders are free to choose the short-term effort policy that is optimal for them. We denote the resulting equity and debt values by $f_{NU}(\delta)$ and $D_{NU}(\delta)$ respectively, where the subscript NU stands for no underinvestment. Formally, $f_{NU}(\delta)$ solves the following ODE

$$rf_{NU}(\delta) = \max_{\substack{\delta_B^{NU} \\ e \in [0, \bar{e}]}} \left\{ \begin{array}{l} \delta(\psi + e) - (1 - \tau)C - \frac{(\theta_a a_u^2 + 2\theta_{ae} a_u e + \theta_e e^2)\delta}{2} + (\phi + a_u)\delta f'_{NU}(\delta) + \frac{1}{2}\sigma_\delta^2 \delta^2 f''_{NU}(\delta) \\ - \frac{\gamma r \delta^2}{2} ((\theta_a a_u + \theta_{ae} e)^2 \sigma_\delta^2 + (\theta_e e + \theta_{ae} a_u)^2 \sigma_A^2 + 2\rho(\theta_a a_u + \theta_{ae} e)(\theta_e e + \theta_{ae} a_u)\sigma_\delta \sigma_A) \end{array} \right\} \quad (28)$$

subject to the value matching, smooth-pasting, and transversality conditions:

$$f_{NU}(\delta_B^{NU}) = 0, \quad f'_{NU}(\delta_B^{NU}) = 0, \quad \lim_{\delta \rightarrow \infty} f'_{NU}(\delta) \rightarrow \frac{\psi}{r - \phi}.$$

where $a_u(\delta)$ is given by the solution of (17), and the subscript NU stands for “no underinvestment”.

Appendix B

Appendix for Section 3.

Dynamics of continuation value: Given any contract $\Gamma = \langle c, a, e \rangle$, define the value process of the agent’s expected discounted utility $V_t \equiv \mathbb{E}_t \left[\int_0^\infty e^{-rs} u(c_s, a_s, e_s) ds \right]$ for any t . As $(V_t)_{t \geq 0}$ is a martingale, and under the obedient choices $\hat{a}_t = a_t$ and $\hat{e}_t = e_t$, $(Z_t^P)_{t \geq 0}$ and $(Z_t^T)_{t \geq 0}$ are two independent standard Brownian motions from the principal’s perspective, the Martingale Representation Theorem implies that there exists a progressively measurable process $(\beta_t^P, \beta_t^T)_{t \geq 0}$ such that for any $t > 0$,

$$V_t = V_0 + \int_0^t (-\gamma r W_s) e^{-rs} \beta_s^T \delta_s \sigma_A dZ_s^T + \int_0^t (-\gamma r W_s) \beta_s^P \sigma(\delta_s) dZ_s^P$$

By (5), $V_t = \int_0^t e^{-rs} u(c_s, a_s, e_s) ds + e^{-rt} W_t$. Differentiation of the two expressions for V_t with respect to t gives the dynamics (6). ■

Verification of Optimality of the Contract:

We verify that the contract derived “heuristically” is indeed optimal. We denote by $\{c, a, e\}$ the recommended consumption and effort, and by $\{\hat{c}, \hat{a}, \hat{e}\}$ the agents best response to the contract. We proceed in two steps:

Step 1. We show that the necessary conditions derived in section 3 are indeed optimal for the contract. That is, we show that the contract is incentive-compatible and induces no private savings. Fix an arbitrary policy $\{\hat{c}, \hat{a}, \hat{e}\}$ and consider the gain process

$$G_t^{\{\hat{c}, \hat{a}, \hat{e}\}} = \int_0^t -\frac{e^{-\gamma(\hat{c}_s - g(\hat{a}_s, \hat{e}_s))}}{\gamma} e^{-rs} ds + e^{-rt} e^{-\gamma r S_t} V_t,$$

where the agent's cumulative private savings S_t evolves according to

$$dS_t = rS_t dt + (c_t - \hat{c}_t) dt,$$

and the agent's continuation value under the recommended policies according to

$$dW_t = (-\gamma r W_t) (\beta_t^T \delta_t (dA_t - \alpha(e_t) dt) + \beta_t^P (d\delta_t - \mu(a_t, \delta_t) dt)).$$

We now consider the dynamics of $G_t^{\{\hat{c}, \hat{a}, \hat{e}\}}$ under the probability measure induced by $\{\hat{a}, \hat{e}\}$:

$$\begin{aligned} e^{rt} e^{\gamma r S_t} dG_t^{\{\hat{c}, \hat{a}, \hat{e}\}} = & - \frac{e^{-\gamma(\hat{c}_t - g(\hat{a}_t, \hat{e}_t))}}{\gamma} e^{\gamma r S_t} dt - r W_t dt - \gamma r (r S_t + c_t - \hat{c}_t) W_t dt \\ & - \gamma r W_t (\beta_t^T \delta_t (\alpha(\hat{e}_t) - \alpha(e_t) dt) + \beta_t^P (\mu(\hat{a}_t, \delta_t) - \mu(a_t, \delta_t) dt)) \\ & + (-\gamma r W_t) [\beta_t^P \sigma(\delta_t) dZ_t^P + \beta_t^T \delta_t \sigma_A dZ_t^T]. \end{aligned}$$

Maximizing the drift with respect to $\{\hat{c}, \hat{a}, \hat{e}\}$ show that it is a concave problem in which the FOC guarantee optimality. Moreover, the necessary conditions derived in section 3 ensure that $E_t [e^{rt} e^{\gamma r S_t} dG_t^{\{\hat{c}, \hat{a}, \hat{e}\}}] \leq 0$ with equality for the optimal policies $\{c + rS, a, e\}$. Hence, we obtain that

$$e^{rt} e^{\gamma r S_t} dG_t^{\{\hat{c}, \hat{a}, \hat{e}\}} = \text{non-positive drift} + (-\gamma r W_t) [\beta_t^P \sigma(\delta_t) dZ_t^P + \beta_t^T \delta_t \sigma_A dZ_t^T]. \quad (29)$$

Integrating equation (29) yields:

$$G_T^{\{\hat{c}, \hat{a}, \hat{e}\}} \leq G_0^{\{\hat{c}, \hat{a}, \hat{e}\}} + \int_0^T e^{-rt} e^{-\gamma r S_t} (-\gamma r W_t) [\beta_t^P \sigma(\delta_t) dZ_t^P + \beta_t^T \delta_t \sigma_A dZ_t^T],$$

for all T . We impose extra conditions on the feasible paths of S_t to ensure that the second term is a martingale. Importantly, under the recommended policies the second term becomes $\int_0^T e^{-rt} dV_t$ which is a martingale (since V_t is a martingale). Letting $T \rightarrow \infty$, taking expectations, and recalling that $G_0^{\{\hat{c}, \hat{a}, \hat{e}\}} = W_0$ imply that for any feasible policy $\{\hat{c}, \hat{a}, \hat{e}\}$

$$E \left[\int_0^\infty - \frac{e^{-\gamma(\hat{c}_s - g(\hat{a}_s, \hat{e}_s))}}{\gamma} e^{-rs} ds \right] \leq V_0$$

provided that the transversality condition $\lim_{T \rightarrow \infty} E [e^{-rT} e^{-\gamma r S_T} V_T] = 0$ holds. Under the optimal policy the transversality condition holds since $S_T = 0$ and V_T is a martingale. For a general policy the transversality condition precludes Ponzi schemes with regard to the agent's private savings. This completes the proof, since the agent has no incentive to deviate from the recommended policies.

Step 2. We now verify the optimality of the shareholder's policy. Define the gain process for an arbitrary feasible effort policy I

$$G_t^I = \int_0^t e^{-rs} (\delta_s (\psi + e_s) - (1 - \tau)C - c_s) ds + e^{-rt} P(\delta_t, W_t),$$

where $P(\delta, W) = f_E(\delta) - \frac{-1}{\gamma r} \ln(-\gamma r W)$. The gain process satisfies the following SDE

$$dG_t^I = a_{G^I} dt + e^{-rt} (\sigma_\delta \delta_t (f'_E(\delta_t) - \beta_t^P) dZ_t^P - \beta_t^T \sigma_A \delta_t dZ_t^T).$$

Since $f_E(\delta)$ satisfies the HJB (19) the drift a_{G^I} is non-positive for an arbitrary I and equal to zero for the proposed optimal policy. We impose integrability conditions on feasible contracts to ensure the second term is a martingale.

Finally, integrating yields:

$$\int_0^\infty e^{-rs} (\delta_s (\psi + e_s) - (1 - \tau)C - c_s) ds \leq P(\delta_0, W_0)$$

provided that the transversality condition

$$E \left[\lim_{T \rightarrow \infty} e^{-rT} P(\delta_T, W_T) \right] = E \left[\lim_{T \rightarrow \infty} e^{-rT} \left(f_E(\delta) - \frac{-1}{\gamma r} \ln(-\gamma r W_t) \right) \right] = 0$$

is satisfied. For the optimal contract this condition is satisfied since $f_E(\delta)$ is bounded by a linear function (the first best) and the growth rate of δ is bounded above by r , and since the compensation fund evolves as a semi-martingale with bounded drift. For an arbitrary policy we impose this transversality condition for feasible contracts, which essentially ensure a no Ponzi scheme condition for the compensation fund of the manager.

Calibration We calibrate the parameter values θ_{ae} and θ_e such that the direct compensation for the manager's effort of an unlevered firm for size $\delta = 80$ are such that 40% of the compensation comes from long-term effort a , 40% comes from short-term effort $2/5$ and the remaining 20% comes from the cross-term between the two effort choices. To be precise this means that:

$$\frac{\theta_a a_u^2(\delta) \delta}{2} = \frac{\theta_e e_u^2(\delta) \delta}{2} = 2\theta_a e_u(\delta) a_u(\delta) \delta$$

for $\delta = 80$ which is right in the middle of the various values of δ_0 that we use in our numerical examples.

Solution for optimal effort policies in the HJB: The optimization on the RHS of the HJB (19) can be rewritten as

$$\max_{a \in [a, \bar{a}], e \in [0, \bar{e}]} \left\{ \begin{aligned} & a f'(\delta) + e - (1/2) a^2 \underbrace{(\theta_a + \gamma r \delta (\theta_a^2 \sigma_\delta^2 + \theta_{ae}^2 \sigma_A^2 + 2\theta_{ae} \theta_a \sigma_\delta \sigma_A \rho))}_{\hat{A}} \\ & - (1/2) e^2 \underbrace{(\theta_e + \gamma r \delta (\theta_{ae}^2 \sigma_\delta^2 + \theta_e^2 \sigma_A^2 + 2\theta_{ae} \theta_e \sigma_A \sigma_\delta \rho))}_{\hat{D}} \\ & - a e \underbrace{(\theta_{ae} + \gamma r \delta (\theta_a \theta_{ae} \sigma_\delta^2 + \theta_e \theta_{ae} \sigma_A^2 + (\theta_a \theta_e + \theta_{ae}^2) \sigma_\delta \sigma_A \rho))}_{\hat{B}} \end{aligned} \right\}.$$

We've made parametric assumptions on the coefficients such that the objective function is concave in the controls (a, e) . Since the constraints are linear this renders the Kuhn-Tucker conditions necessary and sufficient for optimality. Since the constraints on e never bind we consider only the constraints on a , namely $a \geq 0$ and $a \leq \bar{a}$. We denote by λ_1 and λ_2 the respective multipliers. We first calculate the unconstrained optimum by taking the FOC with respect to a and e to obtain

$$a^* = \frac{f'(\delta) \hat{D} - \hat{B}}{\hat{A} \hat{D} - \hat{B}^2}, \quad e^* = \frac{\hat{A} - f'(\delta) \hat{B}}{\hat{A} \hat{D} - \hat{B}^2}. \quad (30)$$

Three cases are possible:

1. When $0 < a^* < \bar{a}$ we claim the tuple $(a^*, e^*, 0, 0)$ satisfies the Kuhn-Tucker conditions: Stationarity is satisfied by construction, feasibility is satisfied by assumption, complimentary slackness is satisfied (since both multipliers are zero), and positivity is satisfied (again since both multipliers are zero).
2. When $a^* \leq 0$ we claim the the tuple $(0, \hat{e}, \lambda_1, 0)$ satisfies the Kuhn-Tucker conditions (where $\hat{e} = 1/D$ and $\lambda_1 = \frac{\hat{D} f'(\delta) - \hat{B}}{\hat{D}}$): Stationarity is satisfied by construction, feasibility is satisfied (since $a = 0$), complimentary slackness is satisfied (since $a = 0$), and it is straight forward to check that positivity of λ_1 is satisfied, and λ_2 is zero.

3. When $a^* \geq \bar{a}$ we claim the tuple $(\bar{a}, \hat{e}, 0, \lambda_2)$ satisfies the Kuhn-Tucker conditions (where $\hat{e} = \frac{1-\bar{a}\hat{B}}{\hat{D}}$ and $\lambda_2 = \frac{\bar{a}(\hat{A}\hat{D}-\hat{B}^2)-(f'(\delta)\hat{D}-\hat{B})}{\hat{D}}$): Stationarity is satisfied by construction, feasibility is satisfied (since $a = \bar{a}$), complimentary slackness is satisfied (since $a = \bar{a}$), and it is straight forward to check that positivity of λ_2 is satisfied, and λ_1 is zero.

Proof of Proposition 1

We will show that the optimal level of short-term effort in the case when $\rho = \theta_{ae} = 0$ is given by $e^* = \frac{1}{\hat{D}}$, where in this case $\hat{D} = \theta_e(1 + \gamma r \delta \theta_e \sigma_A^2)$. Therefore, the optimal level of short-term effort would be independent of the coupon payment C , thereby proving our proposition.

Consider the case in which the constraints on a do not bind. First, notice that $\rho = \theta_{ae} = 0$ implies $\hat{B} = 0$. Second, substituting $\hat{B} = 0$ in (30) yields $e^* = \frac{1}{\hat{D}}$, as expected. A similar argument shows that $e^* = \frac{1}{\hat{D}}$ for the case in which the constraints on a bind.

Proof of Proposition 2.

Suppose that $f(\delta)$ solves (26), which using our condensed notation for \hat{A} , \hat{B} and \hat{D} can be rewritten as:

$$rf(\delta) = \left\{ \begin{array}{l} a_u(\delta)f'(\delta) + e_u(\delta) - \frac{a_u^2(\delta)\hat{A}}{2} - \frac{e_u^2(\delta)\hat{D}}{2} - a_u(\delta)e_u(\delta)\hat{B} \\ +\delta\psi - (1-\tau)C - +\phi\delta f'(\delta) + \frac{1}{2}\sigma_\delta^2\delta^2 f''(\delta) \end{array} \right\} \quad (31)$$

subject to

$$f(\delta_B^{NO}) = 0, \quad f'(\delta_B^{NO}) = 0, \quad \lim_{\delta \rightarrow \infty} f'(\delta) \rightarrow \frac{\psi}{r - \phi}.$$

Recall that $a_u(\delta)$ and $e_u(\delta)$ satisfy:

$$a_u(\delta), e_u(\delta) \in \arg \max_{a, e} \left\{ a(\delta)f'_u(\delta) + e(\delta) - \frac{a^2(\delta)\hat{A}}{2} - \frac{e^2(\delta)\hat{D}}{2} - a(\delta)e(\delta)\hat{B} \right\}$$

which implies that

$$e_u(\delta) \in \arg \max_e \left\{ a_u(\delta)f'(\delta) + e(\delta) - \frac{a_u^2(\delta)\hat{A}}{2} - \frac{e^2(\delta)\hat{D}}{2} - a_u(\delta)e(\delta)\hat{B} \right\}$$

Therefore $f(\delta)$ satisfies

$$rf(\delta) = \max_{e \in [0, \bar{e}]} \left\{ \begin{array}{l} a_u(\delta)f'(\delta) + e - \frac{a_u^2(\delta)\hat{A}}{2} - \frac{e^2\hat{D}}{2} - a_u(\delta)\hat{B} \\ +\delta\psi - (1-\tau)C - +\phi\delta f'(\delta) + \frac{1}{2}\sigma_\delta^2\delta^2 f''(\delta) \end{array} \right\} \quad (32)$$

and $\delta_B^{NO} = \delta_B^{NU}$ satisfies the boundary conditions by assumption. Therefore $f(\delta)$ satisfies (28). The proof of the converse is essentially identical.

Characterization of the first-best value. We consider the case in which $\theta_{ae} = 0$ (the general case is essentially the same, but the notation is more cumbersome and is available upon request). From the equation $rq = \max_{(a, e)} \left\{ (\psi + e) - \frac{1}{2}(\theta_a a^2 + \theta_e e^2) + (\phi + a)q \right\}$ and first-order conditions $q = \theta_a a^{FB}$ and $1 = \theta_e e^{FB}$, we have a quadratic equation in q : $\frac{1}{2\theta_a} q^2 - (r - \phi)q + (\psi + \frac{1}{2\theta_e}) = 0$. The larger positive root, $q = \theta_a(r - \phi) + \theta_a \sqrt{(r - \phi)^2 - \frac{2}{\theta_a}(\psi + \frac{1}{2\theta_e})}$, is the required solution. For q to be real, we need $(r - \phi)^2 > \frac{2}{\theta_a}(\psi + \frac{1}{2\theta_e})$.

Appendix for Section 4.4.

Lemma 1. Let $\tau_B \equiv \inf \{t | \delta_t \leq \delta_B\}$ and a_t and e_t be the interior solution on $[\delta_B, \infty)$ given θ . For $\theta \in \{\psi, \phi, \rho, \sigma_\delta, \sigma_A, \gamma, \theta_a, \theta_e, C, \tau\}$, denote $f_{E, \theta}(\delta)$ as the value function for that parameter value. Then

$$\frac{\partial f_{E, \theta}(\delta)}{\partial \theta} = \mathbb{E}^\delta \left[\int_0^{\tau_B} e^{-rt} \left(\begin{array}{l} \frac{\partial(\delta_t(\psi + e_t) - (1-\tau)C - g(a_t, e_t; \delta_t))}{\partial \theta} + \frac{\partial(\phi + a_t)}{\partial \theta} \delta_t f'_{E, \theta}(\delta_t) + \frac{1}{2} \frac{\partial \sigma_\delta^2}{\partial \theta} \delta_t^2 f''_{E, \theta}(\delta_t) \\ - \frac{1}{2} \frac{\partial}{\partial \theta} (\gamma r \delta_t^2 ((\beta_t^P)^2 \sigma_\delta^2 + 2\rho \sigma_\delta \sigma_A \beta_t^P \beta_t^T + (\beta_t^T)^2 \sigma_A^2)) \end{array} \right) dt \right]$$

with $\beta_t^P = \theta_a a_t + \theta_{ae} e_t$ and $\beta_t^T = \theta_e e_t + \theta_{ae} a_t$.

Proof. Given any default threshold δ_B , the investor's payoff $f_E(\delta; \delta_B)$ solves the ODE

$$\begin{aligned} r f_E(\delta; \delta_B) = & \delta(\psi + e) - (1 - \tau)C - g(a, e; \delta) + (\phi + a)\delta f'_E(\delta; \delta_B) + \frac{1}{2}\sigma_\delta^2 \delta^2 f''_E(\delta; \delta_B) \\ & - \frac{\gamma r \delta^2}{2} ((\beta^P)^2 \sigma_\delta^2 + 2\rho\sigma_\delta\sigma_A\beta^P\beta^T + (\beta^T)^2\sigma_A^2) \end{aligned} \quad (33)$$

with boundary condition $f_E(\delta_B; \delta_B) = 0$. Here a and e are the optimal choices and $\beta^P = \theta_a a + \theta_{ae} e$ and $\beta^T = \theta_e e + \theta_{ae} a$. Denote $\delta_B(\theta)$ as the optimal default threshold under θ , then by definition $f_{E,\theta}(\delta) = f_E(\delta; \delta_B(\theta))$. Differentiating both sides of (33) with respect to θ and evaluate at $\delta_B = \delta_B(\theta)$, then together with the Envelope theorem, $\frac{\partial f_{E,\theta}(\delta)}{\partial \theta} = \frac{\partial f_{E,\theta}(\delta; \delta_B)}{\partial \theta} |_{\delta_B = \delta_B(\theta)}$, we get

$$\begin{aligned} r \frac{\partial f_{E,\theta}(\delta)}{\partial \theta} = & \frac{\partial}{\partial \theta} (\delta(\psi + e) - (1 - \tau)C - g(a, e; \delta)) + \frac{\partial(\phi + a)}{\partial \theta} \delta f'_{E,\theta}(\delta) + \frac{1}{2} \frac{\partial \sigma_\delta^2}{\partial \theta} \delta^2 f''_{E,\theta}(\delta) \\ & - \frac{1}{2} \frac{\partial}{\partial \theta} (\gamma r \delta^2 \cdot ((\beta^P)^2 \sigma_\delta^2 + 2\rho\sigma_\delta\sigma_A\beta^P\beta^T + (\beta^T)^2\sigma_A^2)) + (\phi + a)\delta \frac{\partial}{\partial \delta} \left[\frac{\partial f_{E,\theta}(\delta)}{\partial \theta} \right] \\ & + \frac{1}{2} \sigma_\delta^2 \delta^2 \frac{\partial^2}{\partial \delta^2} \left[\frac{\partial f_{E,\theta}(\delta)}{\partial \theta} \right] + \frac{\partial a}{\partial \theta} \cdot FOC(a) + \frac{\partial e}{\partial \theta} \cdot FOC(e) \end{aligned}$$

with boundary condition $\frac{\partial f_{E,\theta}(\delta)}{\partial \theta} = 0$ evaluated at the optimal default threshold. Note that $FOC(a)$ and $FOC(e)$ are the derivative of the right-hand side of the HJB-equation with respect to the efforts. The objects are zero under the optimal choice of a and e . The lemma then follows from the Feynman-Kac formula.

From this lemma, we obtain the following partial derivatives:

- Drift terms: $\frac{\partial f_E(\delta)}{\partial \psi} = \mathbb{E}^\delta \left[\int_0^{\tau_B} e^{-rt} \delta_t dt \right] > 0$, $\frac{\partial f_E(\delta)}{\partial \phi} = \mathbb{E}^\delta \left[\int_0^{\tau_B} e^{-rt} \delta_t f'_E(\delta_t) dt \right] > 0$
- Agency: $\frac{\partial f_E(\delta)}{\partial \gamma} = \mathbb{E}^\delta \left[\int_0^{\tau_B} e^{-rt} \left(-\frac{r}{2} \delta_t^2 \cdot ((\beta_t^P)^2 \sigma_\delta^2 + 2\rho\sigma_\delta\sigma_A\beta_t^P\beta_t^T + (\beta_t^T)^2\sigma_A^2) \right) dt \right] < 0$ if $\rho \geq 0$
- Coupon and tax rate: $\frac{\partial f_E(\delta)}{\partial C} = \mathbb{E}^\delta \left[\int_0^{\tau_B} e^{-rt} (-(1 - \tau)) dt \right] < 0$, $\frac{\partial f_E(\delta)}{\partial \tau} = \mathbb{E}^\delta \left[\int_0^{\tau_B} e^{-rt} C dt \right] > 0$
- Volatilities and correlation: $\frac{\partial f_E(\delta)}{\partial \sigma_A} = \mathbb{E}^\delta \left[\int_0^{\tau_B} e^{-rt} (-\gamma r \delta_t^2) (\rho\sigma_\delta\beta_t^P\beta_t^T + (\beta_t^T)^2\sigma_A) dt \right] < 0$ if $\rho \geq 0$ and ambiguous otherwise, $\frac{\partial f_E(\delta)}{\partial \sigma_\delta} = \mathbb{E}^\delta \left[\int_0^{\tau_B} e^{-rt} \left(\sigma_\delta \delta_t^2 f''_E - \gamma r ((\beta_t^P)^2 \sigma_\delta + \rho\sigma_A\beta_t^P\beta_t^T) \right) dt \right]$, and $\frac{\partial f_E(\delta)}{\partial \rho} = \mathbb{E}^\delta \left[\int_0^{\tau_B} e^{-rt} (-\gamma r \sigma_\delta \sigma_A \beta_t^P \beta_t^T) dt \right] < 0$
- Effort costs: $\frac{\partial f_E(\delta)}{\partial \theta_a} = \mathbb{E}^\delta \left[\int_0^{\tau_B} e^{-rt} (-1) \left(\frac{1}{2} a_t^2 \delta_t + \gamma r \delta_t^2 (\beta_t^P \sigma_\delta^2 + \rho\sigma_\delta\sigma_A\beta_t^T) a_t \right) dt \right] < 0$ if $\rho \geq 0$ and ambiguous otherwise, $\frac{\partial f_E(\delta)}{\partial \theta_e} = \mathbb{E}^\delta \left[\int_0^{\tau_B} e^{-rt} (-1) \left(\frac{1}{2} e_t^2 \delta_t + \gamma r \delta_t^2 (\rho\sigma_\delta\sigma_A\beta_t^P + \beta_t^T \sigma_A^2) e_t \right) dt \right] < 0$ if $\rho \geq 0$ and ambiguous otherwise, and

$$\frac{\partial f_E(\delta)}{\partial \theta_{ae}} = \mathbb{E}^\delta \left[\int_0^{\tau_B} e^{-rt} (-1) \left(a_t e_t \delta_t + \gamma r \delta_t^2 (\beta_t^P \sigma_\delta^2 e_t + \rho\sigma_\delta\sigma_A(\beta_t^T e_t + \beta_t^P a_t) + \beta_t^T \sigma_A^2 a_t) \right) dt \right] < 0$$

if $\rho \geq 0$ and ambiguous otherwise.

Lemma 2. Let δ_{B_i} be the optimal default boundary under parameter θ_i . If $\theta_2 > \theta_1$ implies $f_{E,\theta_2}(\delta) > f_{E,\theta_1}(\delta)$ for all δ , then $\delta_{B_2} < \delta_{B_1}$.

Proof. Suppose not, $\delta_{B_2} \geq \delta_{B_1}$. First, $f_{E,\theta_2}(\delta_{B_2}) = 0 > f_{E,\theta_2}(\delta_{B_1})$ by the optimality of and value-matching at δ_{B_2} . Second, $f_{E,\theta_2}(\delta_{B_1}) > f_{E,\theta_1}(\delta_{B_1})$ by the hypothesis. Therefore, $f_{E,\theta_1}(\delta_{B_1}) < 0$ and the choice of δ_{B_1} violates limited liability.